

**AGRAWAL & KEDIA****CHARTERED ACCOUNTANTS**

Mezzanine Floor, Business Plaza,  
6 Farmland, Central Bazar Road,  
Lokmat Square, Nagpur - 440 010  
Phone: 0712 - 2438181, Fax: 0712 - 2435068  
Email: [agrawalkedia@hotmail.com](mailto:agrawalkedia@hotmail.com)

---

**INDEPENDENT AUDITOR'S REPORT****TO THE MEMBERS OF M/S. VIBRANT GLOBAL CAPITAL LIMITED****Report on the Consolidated Financial Statements****I. Opinion**

We have audited the accompanying consolidated financial statements of **VIBRANT GLOBAL CAPITAL LIMITED** (hereinafter referred to as the 'Holding Company') and its subsidiaries (Holding Company and its subsidiaries together referred to as "the Group") which comprise the consolidated Balance Sheet as at March 31, 2024, and the consolidated statement of Profit and Loss (including Other Comprehensive Income), the Consolidated Statement of Changes in Equity and the consolidated Statement of cash flows for the year then ended, and a summary of significant accounting policies and other explanatory information (hereinafter referred to as "the consolidated financial statements").

In our opinion and to the best of our information and according to the explanations given to us, and based on the consideration of report of other auditor on separate financial statements of a subsidiary as were audited by the other auditor, the aforesaid consolidated financial statements give the information required by the Act in the manner so required and give a true and fair view conformity with the Indian Accounting Standards prescribed under Section 133 of the Act read with the Companies (Indian Accounting Standards) Rules, 2015, as amended ("Ind AS") and other accounting principles generally accepted in India, of the consolidated state of affairs of the Group as at March 31, 2024 and their consolidated Profit, their consolidated total comprehensive income, their consolidated changes in equity and their consolidated cash flows for the year ended on that date.

**II. Basis Of Opinion**

We conducted our audit in accordance with the Standards on Auditing (SAs) specified under section 143(10) of the Companies act, 2013. Our responsibilities under those Standards are further described in the Auditor's Responsibilities for the Audit of the Consolidated Financial Statements section of our report. We are independent of the Group in accordance with the Code of Ethics issued by ICAI, and we have fulfilled our other ethical responsibilities in accordance with the provisions of the Companies Act, 2013. We believe that the audit evidence we have obtained is sufficient and appropriate to provide a basis for our opinion on the consolidated financial statements.

### III. Key Audit Matters

Key audit matters are those matters that, in our professional judgment, were of most significance in our audit of the consolidated financial statements of the current period. These matters were addressed in the context of our audit of the consolidated financial statements as a whole, and in forming our opinion thereon, and we do not provide a separate opinion on these matters.

We have determined the matters described below to be the key audit matters to be communicated in our report. We have fulfilled the responsibilities described in the Auditor's responsibilities for the audit of the consolidated financial statements section of our report, including in relation to these matters. Accordingly, our audit included the performance of procedures designed to respond to our assessment of the risks of material misstatement of the consolidated financial statements. The results of audit procedures performed by us, including those procedures performed to address the matters below, provide the basis for our audit opinion on the accompanying consolidated financial statements.

Key audit matter	How our audit addressed the key audit matter
<p><b>Valuation of Investment in securities :</b> The Company's investments (other than investment in Subsidiary) are measured at fair value at each reporting date and these fair value measurements significantly impact the Company's results. Within the Company's investment portfolio, the valuation of certain assets such as unquoted preference share requires significant judgement as a result of quoted prices being unavailable and limited liquidity in these markets.</p>	<p><b>Principal audit procedures :</b></p> <p>We have assessed the Company's process to compute the fair value of various investments. For quoted instruments we have independently obtained market quotations and recalculated the fair valuations. For the unquoted instruments, we have obtained an understanding of the various valuation methods used by management and analysed the reasonableness of the principal assumptions made for estimating the fair values and various other data used while arriving at the fair value measurement.</p>
<p><b>Transactions related to investment purchase and sales and determination of Profit on Sale of Investments :</b> Effort is needed to correctly account for purchase/ sales transactions related to investments and determine the profit /loss there from and its classification from taxation point of view.</p>	<p><b>Principal audit procedures :</b> Our audit approach was a combination of test of internal controls and substantive procedure which included the following :</p> <ul style="list-style-type: none"> <li>• Evaluate the design of Internal Control over acquisition, accretion and disposal of investments, safeguarding of investments, controls in respect of title of investments, information flow related to investments.</li> <li>• Selected a sample of contracts and tested the supporting documents, terms of sale or purchase (ex or cum dividend/interest), rights issues, bonus issues.</li> <li>• Verified whether the title of investments held with depository/ custodian services are in the name of the company.</li> </ul>

	<ul style="list-style-type: none"> <li>• Reviewed the valuation and disclosure of investments as required by Ind AS and statutory requirements.</li> <li>• Verified the accuracy of determination of profit/loss on sale of investments, period of their holding and taxability of such profit/loss in accordance with applicable law.</li> </ul>
<p><b>Derivative Income :</b> Effort is needed to correctly account for purchase/ sales transactions related to derivative instruments and determine the profit /loss there from.</p>	<p><b>Principal audit procedures :</b></p> <ul style="list-style-type: none"> <li>• We obtained an understanding of management’s process and evaluated design and tested operating effectiveness of controls around existence and measurement of derivative financial instruments.</li> <li>• Cross checking of data as well as derivative transactions through data obtained from third party verified, open position of derivative instruments on cut-off dates and verified income/loss on the cut-off date on these open positions.</li> <li>• Considering the appropriateness of disclosures in relation to financial risk management and derivative financial instruments.</li> </ul>

#### IV. Information other than the Financial Statements and Auditor’s report thereon

The Holding Company’s Board of Directors is responsible for the other information. The other information comprises the information included in the Management Discussion and Analysis and Directors Report (the “Reports”), but does not include the Consolidated Financial Statements and our Auditors’ Report thereon. The Reports are expected to be made available to us after the date of this Auditors’ Report.

Our opinion on the Consolidated Financial Statements does not cover the other information and we do not express any form of assurance conclusion thereon.

In connection with our audit of the Consolidated Financial Statements, our responsibility is to read the other information and, in doing so, consider whether the other information is materially inconsistent with the Consolidated Financial Statements or our knowledge obtained during the course of our audit or otherwise appears to be materially misstated. If, based on the work we have performed, we conclude that there is a material misstatement of this other information, we are required to report that fact.

#### **Management’s Responsibility and Those Charged with Governance for the Consolidated Financial Statement**

The Holding Company’s Board of Directors is responsible for the preparation and presentation of these consolidated financial statements in terms of the requirements of the Act that give a true and fair view of the consolidated financial position, consolidated financial performance

including other comprehensive income, consolidated cash flows and consolidated statement of changes in equity of the Group in accordance with the accounting principles generally accepted in India, including the Indian Accounting Standards (Ind AS) specified under section 133 of the Act read with the Companies (Indian Accounting Standards) Rules, 2015, as *amended*. *The respective Board of Directors of the companies included in the Group are* responsible for maintenance of adequate accounting records in accordance with the provisions of the Act for safeguarding of the assets of the Group and for preventing and detecting frauds and other irregularities; selection and application of appropriate accounting policies; making judgements and estimates that are reasonable and prudent; and the design, implementation and maintenance of adequate internal financial controls, that were operating effectively for ensuring the accuracy and completeness of the accounting records, relevant to the preparation and presentation of the consolidated financial statements that give a true and fair view and are free from material misstatement, whether due to fraud or error, which have been used for the purpose of preparation of the consolidated financial statements by the Directors of the Holding Company, as aforesaid.

In preparing the consolidated financial statements, the respective Board of Directors of the companies included in the Group are responsible for assessing the ability of the Group to continue as a going concern, disclosing, as applicable, matters related to going concern and using the going concern basis of accounting unless Management either intends to liquidate the Group or to cease operations, or has no realistic alternative but to do so.

Those charged with governance are also responsible for overseeing the financial reporting process of the Group.

## **V. Auditor's Responsibilities for the Audit of the Consolidated Financial Statements**

Our objectives are to obtain reasonable assurance about whether the consolidated financial statements as a whole are free from material misstatement, whether due to fraud or error, and to issue an auditor's report that includes our opinion. Reasonable assurance is a high level of assurance, but is not a guarantee that an audit conducted in accordance with SAs will always detect a material misstatement when it exists. Misstatements can arise from fraud or error and are considered material if, individually or in the aggregate, they could reasonably be expected to influence the economic decisions of users taken on the basis of these consolidated financial statements.

As part of an audit in accordance with SAs, we exercise professional judgment and maintain professional scepticism throughout the audit. We also:

- Identify and assess the risks of material misstatement of the consolidated financial statements, whether due to fraud or error, design and perform audit procedures responsive to those risks, and obtain audit evidence that is sufficient and appropriate to provide a basis for our opinion. The risk of not detecting a material misstatement resulting from fraud is higher than for one resulting from error, as fraud may involve collusion, forgery, intentional omissions, misrepresentations, or the override of internal control.

- Obtain an understanding of internal control relevant to the audit in order to design audit procedures that are appropriate in the circumstances. Under section 143(3)(i) of the Companies Act, 2013, we are also responsible for expressing our opinion on whether the company has adequate internal financial controls system in place and the operating effectiveness of such controls.
- Evaluate the appropriateness of accounting policies used and the reasonableness of accounting estimates and related disclosures made by management.
- Conclude on the appropriateness of management's use of the going concern basis of accounting and, based on the audit evidence obtained, whether a material uncertainty exists related to events or conditions that may cast significant doubt on the ability of the Group and its associates to continue as a going concern. If we conclude that a material uncertainty exists, we are required to draw attention in our auditor's report to the related disclosures in the consolidated financial statements or, if such disclosures are inadequate, to modify our opinion. Our conclusions are based on the audit evidence obtained up to the date of our auditor's report. However, future events or conditions may cause the Group and its associates to cease to continue as a going concern.
- Evaluate the overall presentation, structure and content of the consolidated financial statements, including the disclosures, and whether the consolidated financial statements represent the underlying transactions and events in a manner that achieves fair presentation.
- Obtain sufficient appropriate audit evidence regarding the financial information of the entities or business activities within the Group and its associates to express an opinion on the consolidated financial statements. We are responsible for the direction, supervision and performance of the audit of the financial statements of such entities included in the consolidated financial statements of which we are the independent auditors. For the other entities included in the consolidated financial statements, which have been audited by other auditors, such other auditors remain responsible for the direction, supervision and performance of the audits carried out by them. We remain solely responsible for our audit opinion.

We communicate with those charged with governance of the Holding Company and such other entities included in the consolidated financial statements of which we are the independent auditors regarding, among other matters, the planned scope and timing of the audit and significant audit findings, including any significant deficiencies in internal control that we identify during our audit.

We also provide those charged with governance with a statement that we have complied with relevant ethical requirements regarding independence, and to communicate with them all relationships and other matters that may reasonably be thought to bear on our independence, and where applicable, related safeguards.

From the matters communicated with those charged with governance, we determine those matters that were of most significance in the audit of the consolidated financial statements for the financial year ended 31 March 2024 of the current period and are therefore the key audit matters. We describe these matters in our auditor's report unless law or regulation precludes public disclosure about the matter or when, in extremely rare circumstances, we

determine that a matter should not be communicated in our report because the adverse consequences of doing so would reasonably be expected to outweigh the public interest benefits of such communication.

## **VI. Other Matters**

We did not audit the financial statements / financial information of 2 subsidiaries whose financial statements / financial information reflect total assets of Rs. 7711.19 Lakhs as at 31st March, 2024, total revenues of Rs. 17,896.04 lakhs, net loss after tax of Rs. (568.38) lakhs and total comprehensive loss of Rs. (578.25) lakhs for the year ended 31st March 2024 and cash flows inflow/ (outflow) of Rs. (559.54) lakhs for the year ended March 31, 2024, as considered in the consolidated financial statements. These financial statements / financial information have been audited by other auditors whose reports have been furnished to us by the Management and our opinion on the consolidated financial statements, in so far as it relates to the amounts and disclosures included in respect of these subsidiaries and our report in terms of sub-sections (3) and (11) of Section 143 of the Act, in so far as it relates to the aforesaid subsidiaries, is based solely on the reports of the other auditors.

Our opinion on the consolidated financial statements, and our report on Other Legal and Regulatory Requirements below, is not modified in respect of the above matters with respect to our reliance on the work done and the reports of the other auditors and the financial statements / financial information certified by the Management.

## **VII. Report on Other Legal and Regulatory Requirements**

1. With respect to the matters specified in paragraphs 3(xxi) and 4 of the Companies (Auditor's Report) Order, 2020 (the "Order"/ "CARO") issued by the Central Government in terms of Section 143(11) of the Act, to be included in the Auditor's report, according to the information and explanations given to us, and based on the CARO reports issued by us for the Company and its subsidiaries included in the consolidated financial statements of the Company, to which reporting under CARO is applicable, we report that there are no qualifications or adverse remarks in these CARO reports.
2. As required by Section 143(3) of the Act, we report, to the extent applicable, that:
  - (a) We have sought and obtained all the information and explanations which to the best of our knowledge and belief were necessary for the purposes of our audit of the aforesaid consolidated financial statements.
  - (b) In our opinion, proper books of account as required by law relating to preparation of the aforesaid consolidated financial statements have been kept so far as it appears from our examination of those books and the reports of the other auditors.
  - (c) The Consolidated Balance Sheet, the Consolidated Statement of Profit and Loss including Other Comprehensive Income, Consolidated Statement of Changes in Equity and the Consolidated Statement of Cash Flows dealt with by this Report are in agreement with the relevant books of account maintained for the purpose of preparation of the consolidated financial statements.

- (d) In our opinion, the aforesaid Consolidated Financial Statements comply with the Ind AS specified under Section 133 of the Act.
- (e) On the basis of the written representations received from the directors of the Holding Company as on 31st March, 2024 taken on record by the Board of Directors of the Holding Company and the reports of the statutory auditors of its subsidiary companies incorporated in India, none of the directors of the Group companies incorporated in India is disqualified as on 31st March, 2024 from being appointed as a director in terms of Section 164 (2) of the Act.
- (f) With respect to the adequacy of internal financial controls over financial reporting of the Group and the operating effectiveness of such controls, refer to our separate report in "Annexure A". Our report expresses an unmodified opinion of the adequacy and operating effectiveness of the Company's internal financial controls over the financial reporting.
- (g) With respect to the other matters to be included in the Auditor's Report in accordance with the requirements of section 197(16) of the Act, as amended, in our opinion and to the best of our information and according to the explanations given to us, the remuneration paid by the group to its directors during the year is in accordance with the provisions of section 197 read with Schedule V of the Act.
- (h) With respect to the other matters to be included in the Auditor's Report in accordance with Rule 11 of the Companies (Audit and Auditor's) Rules, 2014, in our opinion and to the best of our information and according to the explanations given to us:
- i. The consolidated financial statements disclose the impact of pending litigations on the consolidated financial position of the Group.
  - ii. Provision has been made in the consolidated financial statements, as required under the applicable law or accounting standards, for material foreseeable losses, if any, on long-term contracts including derivative contracts.
  - iii. There were no amounts which were required to be transferred to the Investor Education and Protection Fund by the Holding Company, and its subsidiary companies, associate companies and jointly controlled companies incorporated in India.
  - iv. (a) The respective Managements of the Company and its subsidiaries which are companies incorporated in India, whose financial statements have been audited under the Act, have represented to us that, to the best of their knowledge and belief, no funds (which are material either individually or in the aggregate) have been advanced or loaned or invested (either from borrowed funds or share premium or any other sources or kind of funds) by the Company or any of such subsidiaries to or in any other person or entity, including foreign entity ("Intermediaries"), with the understanding, whether recorded in writing or otherwise, that the Intermediary shall, directly or indirectly lend or invest in other persons or entities identified in any manner whatsoever by or on

behalf of the Company or any of such subsidiaries ("Ultimate Beneficiaries") or provide any guarantee, security or the like on behalf of the Ultimate Beneficiaries.

(b) The respective Managements of the Company and its subsidiaries which are companies incorporated in India, whose financial statements have been audited under the Act, have represented to us that, to the best of their knowledge and belief, no funds (which are material either individually or in the aggregate) have been received by the Company or any of such subsidiaries from any person or entity, including foreign entity ("Funding Parties"), with the understanding, whether recorded in writing or otherwise, that the Company or any of such subsidiaries shall, directly or indirectly, lend or invest in other persons or entities identified in any manner whatsoever by or on behalf of the Funding Party ("Ultimate Beneficiaries") or provide any guarantee, security or the like on behalf of the Ultimate Beneficiaries.

(c) Based on the audit procedures that have been considered reasonable and appropriate in the circumstances performed by us on the Company and its subsidiaries which are companies incorporated in India whose financial statements have been audited under the Act, nothing has come to our notice that has caused us to believe that the representations under sub-clause (i) and (ii) of Rule 11(e), as provided under (a) and (b) above, contain any material misstatement.

v. (a) The interim dividend declared and paid by the Company during the year and until the date of this report is in compliance with section 123 of the Act.

(b) The Board of Directors of the Company have proposed final dividend for the year which is subject to the approval of the members at the ensuing Annual General Meeting. The amount of dividend proposed is in accordance with Section 123 of the Act, as applicable.

vi. Based on our examination, which included test checks, the Group has used accounting software for maintaining its books of account for the financial year ended March 31, 2024 which has a feature of recording audit trail (edit log) facility and the same has operated throughout the year for all relevant transactions recorded in the software. Further, during the course of our audit we did not come across any instance of the audit trail feature being tampered with.

As proviso to Rule 3(1) of the Companies (Accounts) Rules, 2014 is applicable from April 1, 2023, reporting under Rule 11(g) of the Companies (Audit and Auditors) Rules, 2014 on preservation of audit trail as per the statutory requirements for record retention is not applicable for the financial year ended March 31, 2024.

**FOR AGRAWAL & KEDIA**  
**Chartered Accountants**  
(Registration No. 100114W)



A handwritten signature in blue ink, appearing to read "Ravi Agrawal".

**(Ravi Agrawal)**  
**(Partner)**

Membership No. 034492  
(UDIN : 24034492BKEYLR8028)

Place: Mumbai  
Date: 18<sup>th</sup> May 2024



## **ANNEXURE "A" TO THE AUDITORS' REPORT**

(Referred to in paragraph VIII(2) (f) of our Report of even date on the Account for the year ended on 31st March 2024 of M/S VIBRANT GLOBAL CAPITAL LTD.)

Report on the Internal Financial Controls under clause (i) of sub-section 3 of Section 143 of the Companies Act, 2013 ('the Act')

In conjunction with our audit of the Consolidated financial statements of the company as of and for the year ended 31st March 2024, we have audited the internal financial controls over financial reporting of M/S VIBRANT GLOBAL CAPITAL LTD. ('The Holding Company') and its subsidiary companies incorporated in India as of date.

### **Management's Responsibility for Internal Financial Controls**

The respective Board of directors of the Holding Company, its subsidiary companies which are companies incorporated in India are responsible for establishing and maintaining internal financial controls based on the internal control over financial reporting criteria established by the Company considering the essential components of internal control stated in the Guidance Note on Audit of Internal Financial Controls over Financial Reporting issued by the Institute of Chartered Accountants of India ('ICAI'). These responsibilities include the design, implementation and maintenance of adequate internal financial controls that were operating effectively for ensuring the orderly and efficient conduct of its business, including adherence to the Company's policies, the safeguarding of its assets, the prevention and detection of frauds and errors, the accuracy and completeness of the accounting records, and the timely preparation of reliable financial information, as required under the Companies Act, 2013.

### **Auditor's Responsibility**

Our responsibility is to express an opinion on the Company's internal financial controls over financial reporting based on our audit. We conducted our audit in accordance with the Guidance Note on Audit of Internal Financial Controls over Financial Reporting (the 'Guidance Note') and the standards on Auditing, issued by ICAI and deemed to be prescribed under Section 143(10) of the Companies Act, 2013, to the extent applicable to an audit of internal financial controls, both issued by the Institute of Chartered Accountants of India. Those Standards and the Guidance Note require that we comply with ethical requirements and plan and perform the audit to obtain reasonable assurance about whether adequate internal financial controls over financial reporting was established and maintained and if such controls operated effectively in all material respects.

Our audit involves performing procedures to obtain audit evidence about the adequacy of the internal financial controls system over financial reporting and their operating effectiveness. Our audit of internal financial control over financial reporting included obtaining an understanding of internal financial controls over financial reporting, assessing the risk that a material weakness exists, and testing and evaluating the design and operating effectiveness of internal control based on the assessed risk. The procedures selected depend on the auditors' judgement including the assessment of the risks of material misstatement of the financial statements, whether due to fraud or error.

We believe that the audit evidence we have obtained is sufficient and appropriate to provide a basis for our audit opinion on the Company's internal financial controls system over financial reporting.

### **Meaning of Internal Financial Controls over Financial Reporting**

A company's internal financial control over financial reporting is a process designed to provide reasonable assurance regarding the reliability of financial reporting and the preparation of financial statements for external purposes in accordance with generally accepted accounting principles. A Company's internal financial control over financial reporting includes those policies and procedures that (1) pertain to the maintenance of records that, in reasonable detail, accurately and fairly reflect the transactions and dispositions of the assets of the Company; (2) provide reasonable assurance that transactions are recorded as necessary to permit preparation of financial statements in accordance with generally accepted accounting principles, and that receipts and expenditures of the Company are being made only in accordance with authorizations of the Management and directors of the Company; and (3) provide reasonable assurance regarding prevention or timely detection of unauthorized acquisition, use, or disposition of the Company's assets that could have a material effect on the financial statements.

### **Inherent Limitations of Internal Financial Controls Over Financial Reporting**

Because of the inherent limitations of internal financial controls over financial reporting, including the possibility of collusion or improper management override of controls, material misstatements due to error or frauds may occur and not be detected. Also, projections of any evaluations of the internal financial controls over financial reporting to future periods are subject to the risk that the internal financial control over financial reporting may become inadequate because of changes in conditions, or that the degree of compliance with the policies or procedures may deteriorate.

## Opinion

In our opinion, and to the best of our information and according to the explanations given to us, the Holding Company and its subsidiary companies which are companies incorporated in India, have in all material respects, an adequate internal financial controls system over financial reporting which were operating effectively as at 31 March, 2024 based on the internal control over financial reporting criteria established by the Company considering the essential components of internal control stated in the Guidance Note on Audit of Internal Financial Controls Over Financial Reporting issued by the Institute of Chartered Accountants of India.

Our aforesaid reports under Section 143(3)(i) of the Act on the adequacy and operating effectiveness of the internal financial controls with reference to consolidated financial statements insofar as it relates to two subsidiary companies, which are companies incorporated in India, is based on the corresponding reports of the auditors of such companies incorporated in India. Our opinion is not modified in respect of this matter.



**FOR AGRAWAL & KEDIA**  
**Chartered Accountants**  
(Registration No. 100114W)

A handwritten signature in blue ink, appearing to read "Ravi Agrawal".

**(Ravi Agrawal)**  
**(Partner)**

Membership No. 034492  
(UDIN : 24034492BKEYLR8028)

Place: Mumbai

Date: 18<sup>th</sup> May 2024

	Particulars	Note No.	March 31, 2024	March 31, 2023
<b>A</b>	<b>ASSETS</b>			
(1)	<b>Financial Assets</b>			
	(a) Cash and cash equivalents	4	560.62	673.78
	(b) Bank Balance other than (a) above	4	100.00	100.00
	(c) Receivables		-	-
	(I) Trade Receivables	5	714.09	1,840.97
	(II) Other Receivables		-	-
	(d) Loans	6	1,579.20	1,738.88
	(e) Investments	7	10,672.86	8,491.26
	(f) Other Financial assets	8	1,050.03	130.80
	<b>Sub-total-Financial Assets</b>		<b>14,676.79</b>	<b>12,975.69</b>
(2)	<b>Non-financial Assets</b>			
	(a) Inventories	9	1,314.37	904.99
	(b) Current tax assets (Net)		253.05	309.31
	(c) Deferred tax Assets (Net)	10	631.69	408.81
	(e) Property, Plant and Equipment	11	2,221.54	2,252.84
	(f) Capital work-in-progress	11	228.93	44.48
	(g) Goodwill on consolidation	12	311.13	165.73
	(h) Other Intangible assets	11	115.03	115.07
	(i) Other non-financial assets	13	339.30	459.32
	<b>Sub-total-Non-Financial Assets</b>		<b>5,415.04</b>	<b>4,660.55</b>
	<b>Total Assets</b>		<b>20,091.82</b>	<b>17,636.24</b>
<b>B</b>	<b>LIABILITIES AND EQUITY</b>			
	<b>LIABILITIES</b>			
(1)	<b>Financial Liabilities</b>			
	(a) Derivative financial instruments			
	(b) Payables			
	(I) Trade Payables			
	(i) total outstanding dues of micro enterprises and small enterprises	14	50.80	-
	(ii) total outstanding dues of creditors other than micro enterprises and small enterprises	14	841.87	1,839.46
	(II) Other Payables			
	(i) total outstanding dues of micro enterprises and small enterprises		-	-
	(ii) total outstanding dues of creditors other than micro enterprises and small enterprises		-	-
	(c) Debt Securities			
	(d) Borrowings (Other than Debt Securities)	15	3,050.96	4,316.13
	(e) Subordinated Liabilities		-	-
	(f) Other financial liabilities	16	74.73	28.06
	<b>Sub-total-Financial Liabilities</b>		<b>4,018.37</b>	<b>6,183.66</b>
(2)	<b>Non-Financial Liabilities</b>			
	(a) Current tax liabilities (Net)		51.15	-
	(b) Provisions for Gratuity	17	88.38	86.38
	(c) Deferred tax liabilities (Net)		649.11	394.60
	(d) Other non-financial liabilities(to be specified)	18	4.85	16.42
	<b>Sub-total-Non-Financial Liabilities</b>		<b>793.49</b>	<b>497.40</b>
(3)	<b>EQUITY</b>			
	(a) Equity Share capital	19	2,290.74	2,290.74
	(b) Other Equity	20	12,989.23	8,535.59
	<b>Sub-total-Equity</b>		<b>15,279.97</b>	<b>10,826.33</b>
(4)	<b>Non -Controlling Interest</b>			128.87
	<b>Total Liabilities and Equity</b>		<b>20,091.82</b>	<b>17,636.24</b>
	<b>Summary of significant accounting policies</b>	3		

The accompanying notes form an integral part of the Consolidated financial statements

As per our report of even date attached

Agrawal & Kedia  
 Chartered Accountants

Firm's Registration Number: 100114W

*R. Agrawal*  
 Rawal Agrawal  
 Partner

Membership No. 34492

Place: Mumbai

Date: 18/05/2024



For and on behalf of the Board of Directors of  
 Vibrant Global Capital Limited

*Vinod Garg*  
 Vinod Garg  
 Managing Director  
 (DIN : 00152665)

*Vaibhav Garg*  
 Vaibhav Garg  
 CFO  
 (DIN : 02643884)

*J. Darji*  
 Jalpesh Darji  
 Company Secretary

Vibrant Global Capital Limited  
Statement of Consolidated Profit and Loss for the year ended March 31, 2024  
(All amounts in Rupees in lakhs unless otherwise stated)

(Rs. in lakhs except EPS)

Statement of Profit and Loss for the	Notes	March 31, 2024	March 31, 2023
<b>Revenue from operations</b>			
Interest Income	21	113.17	234.85
Dividend Income		109.15	59.71
Rental Income		2.40	1.79
Sale of products		17,744.46	18,949.56
Net gain on fair value changes	24	6,709.26	1,044.81
Derivatives Income		(519.96)	(596.33)
Other income	22	23.96	36.91
<b>Total income</b>		<b>24,182.44</b>	<b>19,731.30</b>
<b>Expenses</b>			
Finance Costs	23	577.48	590.62
Cost of materials consumed		7,416.94	6,432.89
Purchases of stock-in-trade		8,011.52	10,752.61
Changes in Inventories	25	25.60	(224.22)
Employee Benefits Expenses	26	344.17	318.47
Depreciation	11	236.50	247.60
Other expenses	27	2,536.72	2,051.50
<b>Total expenses</b>		<b>19,148.93</b>	<b>20,169.48</b>
<b>Profit Before Exceptional Items and Tax</b>		<b>5,033.51</b>	<b>(438.18)</b>
Profit from associates		-	-
Exceptional items		-	-
<b>Profit before tax</b>		<b>5,033.51</b>	<b>(438.18)</b>
Tax expense :			
- Current tax	10	237.47	69.90
- Deferred tax	10	7.30	273.62
-Mat Credit Utilized	10	21.35	-
<b>Total tax expense</b>		<b>266.12</b>	<b>343.53</b>
<b>Profit for the year</b>		<b>4,767.39</b>	<b>(781.70)</b>
<b>Other comprehensive income</b>			
<i>Items that may be reclassified to profit or loss</i>			
Remeasurements of post-employment benefit obligations		11.82	10.27
Tax relating to these items		(2.99)	(2.59)
<b>Total Other comprehensive income for the year, net of tax</b>		<b>8.83</b>	<b>7.68</b>
<b>Profit for the period attributable to</b>			
Owners of the company		4,767.39	(780.06)
Non controlling Interest		-	(1.64)
<b>Other comprehensive Income for the period attributable to</b>			
Owners of the company		8.83	6.91
Non controlling Interest		-	0.77
<b>Total comprehensive income for the period attributable to</b>			
Owners of the company		4,776.23	(773.15)
Non controlling Interest		-	(0.87)
<b>Total comprehensive income for the year</b>		<b>4,776.23</b>	<b>(774.02)</b>
<b>Earnings per equity share</b>			
Basic and Diluted earnings per share [Nominal value of Rs.10 ]	28	20.85	(3.38)
<b>Summary of significant accounting policies</b>	3		

The accompanying notes form an integral part of the standalone financial statements

As per our report of even date attached  
Agrawal & Kedia  
Chartered Accountants  
Firm's Registration Number: 100114W

  
Ravi Agrawal  
Partner  
Membership No. 34492  
Place: Mumbai  
Date: 18/05/2024



For and on behalf of the Board of Directors of  
Vibrant Global Capital Limited

  
Vinod Garg  
Managing Director  
(DIN : 00152665)

  
Vaibhav Garg  
CFO  
(DIN : 02643884)


  
Jalpesh Darji  
Company Secretary

Vibrant Global Capital Limited  
Statement of Consolidated cash flows for the year ended March 31, 2024  
(All amounts in Rupees in lakhs unless otherwise stated)

	(Rs. in lakhs)	
	March 31, 2024	March 31, 2023
<b>Cash flow from operating activities</b>		
Profit before tax	5,033.51	(438.18)
Adjustments for :		
Depreciation expense	236.50	247.60
Profit/Loss on sale of financial assets carried at fair value through profit or loss	(1,753.03)	158.81
Interest income	(115.83)	(234.85)
Finance costs	577.48	590.62
Bad Debts written off	55.65	44.35
Unrealised Premium on preference shares		(55.74)
Remeasurements of post-employment benefit obligations	13.82	14.38
Loss on Strike off of Associate Company	-	-
Gain on disposal of property, plant and equipment	(8.52)	(19.24)
Impairment loss/Gain on trade receivables	(110.38)	193.97
<b>Operating profit before working capital changes</b>	<b>3,929.20</b>	<b>501.73</b>
(Increase)/Decrease in trade receivables	1,181.61	2,356.04
(Increase) in inventories	(409.38)	(157.87)
(Decrease)/Increase in trade payables	(946.79)	(398.06)
(Increase)/Decrease in other financial assets (excluding derivatives)	(716.83)	(72.92)
(Increase) in other current assets	(62.69)	2.47
(Increase) in other non-current assets	-	-
(Increase) in other non-financial assets	182.72	(161.45)
Decrease/(Increase) in other current liabilities	(11.58)	(5.85)
(Increase)/Decrease in other financial liabilities (excluding derivatives)	107.53	54.42
Decrease/(Increase) in Other Non financial liabilities	-	-
<b>Cash generated from operations</b>	<b>3,253.79</b>	<b>2,118.52</b>
Income taxes paid	130.06	149.99
<b>Net cash inflow from operating activities</b>	<b>3,123.74</b>	<b>1,968.53</b>
<b>Cash flows from investing activities</b>		
Proceeds from sale of property, plant and equipment (Net)	(390.09)	(39.21)
(Increase)/Decrease in Investment	(739.07)	752.20
Loans repaid/ (given)	(103.57)	(257.88)
Interest income	115.83	234.85
Proceeds from sale of Property plant and equipment	9.00	-
<b>Net cash outflow from investing activities</b>	<b>(1,107.90)</b>	<b>689.95</b>
<b>Cash flows from financing activities</b>		
Proceeds from/(Repayments of) Borrowings	(1,265.17)	(1,452.46)
Interest paid	(577.48)	(590.62)
Dividend paid	(286.34)	-
<b>Net cash inflow (outflow) from financing activities</b>	<b>(2,128.99)</b>	<b>(2,043.08)</b>
<b>Net increase/(decrease) in cash and cash equivalents</b>	<b>(113.15)</b>	<b>615.40</b>
Add:- Cash and cash equivalents at the beginning of the financial year	673.77	58.37
<b>Cash and cash equivalents at end of the year (note 4)</b>	<b>560.62</b>	<b>673.77</b>

The accompanying notes form an integral part of the standalone financial statements

As per our report of even date attached  
Agrawal & Kedia  
Chartered Accountants  
Firm's Registration Number: 100114W

  
Ravi Agrawal  
Partner  
Membership No. 34492



For and on behalf of the Board of Directors of  
Vibrant Global Capital Limited

  
Vinod Garg  
Managing Director  
(DIN : 00152665)

  
Vaibhav Garg  
CFO  
(DIN : 02643884)

  
Jalpesh Darji  
Company Secretary

Place: Mumbai  
Date: 18/05/2024

Vibrant Global Capital Limited(Consolidated)  
Statement of changes in equity for the year ended 31st March 2024  
(All amounts in Rupees in lakhs unless otherwise stated)

A. Equity share capital

	Amount
As at April 1, 2022	2,290.74
Changes in equity share capital	-
As at March 31, 2023	2,290.74
Changes in equity share capital	-
As at March 31, 2024	2,290.74

(Rs. in lakhs )

B. Other equity

Particulars	Retained earnings	Statutory Reserve	General Reserve	Share premium	Capital Reserve	Total other equity
Balance at March 31, 2022	4,593.44	1,491.24	3.33	1,526.80	1,693.95	9,308.75
Profit for the year March-23	(780.06)	-	-	-	-	(780.06)
Other comprehensive income for the year March-23	6.91	-	-	-	-	6.91
Effect due to acquisition of subsidiary shares	-	-	-	-	-	-
Transfer to Statutory Reserve	-	-	-	-	-	-
Total comprehensive income for the year	(773.15)	-	-	-	-	(773.15)
Balance at March 31, 2023	3,820.28	1,491.24	3.33	1,526.80	1,693.95	8,535.59
Profit for the year March-24	4,767.39	-	-	-	-	4,767.39
Other comprehensive income for the year March-24	8.83	-	-	-	-	8.83
Effect due to acquisition of subsidiary shares	(36.25)	-	-	-	-	(36.25)
Transfer to Statutory Reserve	(844.24)	844.24	-	-	-	-
Dividend Paid	(286.34)	-	-	-	-	(286.34)
Total comprehensive income for the year	3,609.40	844.24	-	-	-	4,453.63
Balance at March 31, 2023	7,429.68	2,335.48	3.33	1,526.80	1,693.95	12,989.23

As per our report of even date attached

Agrawal & Kedia

Chartered Accountants

Firm's Registration Number: 100114W

  
Ravi Agrawal  
Partner  
Membership No. 34492



Place: Mumbai

Date: 18/05/2024

For and on behalf of the Board of Directors of  
Vibrant Global Capital Limited

  
Vinod Garg  
Managing Director  
(DIN : 00152665)

  
Vaibhav Garg  
CFO  
DIN : 00152665

  
Jalpesh Darji  
Company Secretary

**Vibrant Global Capital Limited**

**Notes to consolidated Financial Statements for the year ended 31st March 2024**

**(All amounts in Rupees, unless otherwise stated)**

**Note 1: Corporate Information**

Vibrant Global Capital Limited ('the Group') is registered as a Non-Banking Financial Group ('NBFC') as defined under Section 45-IA of the Reserve Bank of India Act, 1934. The Group is principally engaged in lending and investing activities.

**Note 2: Basis of Preparation**

The consolidated financial statements have been prepared in accordance with Indian Accounting Standards (Ind AS) as per the Companies (Indian Accounting Standards) Rules, 2015 as amended from time to time and notified under section 133 of the Companies Act, 2013 (the Act) along with other relevant provisions of the Act. The financial statements have been prepared on a going concern basis. The Group uses accrual basis of accounting except in case of significant uncertainties.

**2.1 Presentation of financial statements**

The Group presents its Balance Sheet in order of liquidity .

The Group generally reports financial assets and financial liabilities on a gross basis in the Balance Sheet. They are offset and reported net only when Ind AS specifically permits the same or it has an unconditional legally enforceable right to offset the recognised amounts without being contingent on a future event. Similarly, the Group offsets incomes and expenses and reports the same on a net basis when permitted by Ind AS specifically unless they are material in nature.

**Critical accounting estimates and judgments**

The preparation of the Group's financial statements requires Management to make use of estimates and judgments. In view of the inherent uncertainties and a level of subjectivity involved in measurement of items, it is possible that the outcomes in the subsequent financial years could differ from those on which the Management's estimates are based. Accounting estimates and judgments are used in various line items in the financial statements for e.g.:

- >Business model assessment
- >Fair value of financial instruments
- >Effective Interest Rate (EIR)
- >Impairment on financial assets
- >Provisions and other contingent liabilities
- >Provision for tax expenses
- >Residual value and useful life of property, plant and equipment

**2.2 Principles of consolidation**

(i) The consolidated financial statements incorporate the financial statements of the Parent Group and all its subsidiaries (from the date control is gained), being the entities that it controls. Control is evidenced where the investor is exposed, or has rights, to variable returns from its involvement with the investee and has the ability to affect those returns through its power over the investee. Power is demonstrated through existing rights that give the ability to direct relevant activities, which significantly affect the entity returns. The financial statements of subsidiaries are prepared for the same reporting year as the Parent Group. Where necessary, adjustments are made to the financial statements of subsidiaries to align the accounting policies in line with accounting policies of the Parent Group.

The Parent Group holds the entire shareholding in its subsidiaries and there are no contractual arrangements which rebut the control of the Parent Group over its subsidiaries.

The financial statements of subsidiaries acquired or disposed off during the year are included in the consolidated statement of profit and loss from the effective date of acquisition or up to the effective date of disposal, as appropriate. Intragroup balances and transactions, and any unrealised income and expenses arising from intragroup transactions, are eliminated in preparing the consolidated financial statements.



The financial statements of subsidiaries acquired or disposed off during the year are included in the consolidated statement of profit and loss from the effective date of acquisition or up to the effective date of disposal, as appropriate. Intragroup balances and transactions, and any unrealised income and expenses arising from intragroup transactions, are eliminated in preparing the consolidated financial statements.

(ii) The Consolidated financial statements include results of the subsidiaries and associates of Parent Group, consolidated in accordance with Ind AS 110 'Consolidated Financial Statements'.

Name of the Company	Country of incorporation	Proportion of ownership as at reporting date	Consolidated as
Vibrant Global Trading Private Limited	INDIA	100%	Subsidiary
Vibrant Global Salt Private Limited	INDIA	100%	Subsidiary

### Note 3: Summary of significant accounting policies

This note provides a list of the significant accounting policies adopted in the preparation of these consolidated financial statements. These policies have been consistently applied to all the years presented, unless otherwise stated.

#### 3.1 Income

##### (i) Interest income

The Group recognises interest income using Effective Interest Rate (EIR) on all financial assets subsequently measured at amortised cost or fair value through other comprehensive income (FVTOCI). EIR is calculated by considering all costs and incomes attributable to acquisition of a financial asset or assumption of a financial liability and it represents a rate that exactly discounts estimated future cash payments/receipts through the expected life of the financial asset/financial liability to the gross carrying amount of a financial asset or to the amortised cost of a financial liability.

The Group recognises interest income by applying the EIR to the gross carrying amount of financial assets other than credit-impaired assets. In case of credit-impaired financial assets, the Group recognises interest income on the amortised cost net of impairment loss of the financial asset at EIR. If the financial asset is no longer credit-impaired, the Group reverts to calculating interest income on a gross basis. Delayed payment interest (penal interest) levied on customers for delay in repayments/non payment of contractual cashflows is recognised on realisation. Interest on financial assets subsequently measured at fair value through profit or loss (FVTPL) is recognised at the contractual rate of interest.

##### (ii) Dividend income

Dividend income on equity shares is recognised when the Group's right to receive the payment is established, which is generally when shareholders approve the dividend.

##### (iii) Revenue from contracts with customers

Revenue from contracts with customers is recognised when control of the goods or services are transferred to the customer at an amount that reflects the consideration to which the Company expects to be entitled in exchange for those goods or services. The Company has generally concluded that it is the principal in its revenue arrangements, because it typically controls the goods or services before transferring them to the customer.

The disclosures of significant accounting judgements, estimates and assumptions relating to revenue from contracts with customers are provided in disclosures.

The specific recognition criteria described below must also be met before revenue is recognised.

#### **i. Sale of products:**

Revenue from sale of products is recognized at the point in time when control of the goods is transferred to the customer, generally on shipment or delivery. The normal credit term is 30-60 days from shipment or delivery as the case may be. The Company considers whether there are other promises in the contract that are separate performance obligations to which a portion of the transaction price needs to be allocated.

In determining the transaction price for the sale of good or rendering of service, the Company considers the effects of variable consideration and provisional pricing, taking into account contractually defined terms of payment and excluding taxes or duties collected on behalf of the government.

#### **a. Variable consideration**

If the consideration in a contract includes a variable amount, the Company estimates the amount of consideration to which it will be entitled in exchange for transferring the goods to the customer. The variable consideration is estimated at contract inception and constrained until it is highly probable that a significant revenue reversal in the amount of cumulative revenue recognised will not occur when the associated uncertainty with the variable consideration is subsequently resolved. The volume rebates give rise to variable consideration.

##### **• Volume rebates and discounts**

The products are often sold with volume discounts based on aggregate sales over a specific time period, normally 3–12 months. Revenue from these sales is recognized based on the price specified in the contract, net of the estimated volume discounts. Accumulated experience is used to estimate and provide for the discounts using either the expected value method or an assessment of the most likely amount. Revenue is only recognized to the extent that it is highly probable that a significant reversal will not occur. A contract liability is recognized for expected volume discounts payable to customers in relation to sales made until the end of the reporting period. The estimated volume discount is revised at each reporting date.

#### **b. Significant financing component**

In many cases, the Company receives short-term advances from its customers. Using the practical expedient in Ind AS 115, the Company does not adjust the promised amount of consideration for the effects of a significant financing component if it expects, at contract inception, that the period between the transfer of the promised good or service to the customer and when the customer pays for that good or service will be one year or less. Hence, there is no financing component which needs to be separated.

#### **Contract balances**

##### **Contract assets**

A contract asset is the right to consideration in exchange for goods or services transferred to the customer. If the Company performs by transferring goods or services to a customer before the customer pays consideration or before payment is due, a contract asset is recognised for the earned consideration that is conditional.

##### **Trade receivables**

A receivable represents the Company's right to an amount of consideration that is unconditional. Refer to accounting policies of financial assets- Financial instruments – initial recognition and subsequent measurement.

##### **Contract liabilities**

A contract liability is the obligation to transfer goods or services to a customer for which the Company has received consideration (or an amount of consideration is due) from the customer. If a customer pays consideration before the Company transfers goods or services to the customer, a contract liability is recognised when the payment is made or the payment is due (whichever is earlier). Contract liabilities are recognised as revenue when the Company performs under the contract.

#### **(iv) Other revenue from operations**

The Group recognises revenue from contracts with customers (other than financial assets to which Ind AS 109 'Financial Instruments' is applicable) based on a comprehensive assessment model as set out in Ind AS 115 Revenue from contracts with customers'. The Group identifies contract(s) with a customer and its performance obligations under the contract, determines the transaction price and its allocation to the performance obligations in the contract and recognises revenue only on satisfactory completion of performance obligations. Revenue is measured at fair value of the consideration received or receivable.

##### **(a) Net gain on fair value changes**

Financial assets are subsequently measured at fair value through profit or loss (FVTPL) or fair value through other comprehensive income (FVOCI), as applicable. The Group recognises gains/losses on fair value change of financial assets measured as FVTPL and realised gains/losses on derecognition of financial asset measured at FVTPL and FVOCI.

##### **(b) Sale of services**

The Group, on de-recognition of financial assets where a right to service the derecognised financial assets for a fee is retained, recognises the fair value of future service fee income over service obligations cost on net basis as service fee income in the statement of profit or loss and, correspondingly creates a service asset in Balance Sheet. Any subsequent increase in the fair value of service assets is recognised as service income and any decrease is recognised as an expense in the period in which it occurs. The embedded interest component in the service asset is recognised as interest income in line with Ind AS 109 'Financial instruments'.

##### **(c) Recoveries of financial assets written off**

The Group recognises income on recoveries of financial assets written off on realisation or when the right to receive the same without any uncertainties of recovery is established.

##### **(d) Taxes**

Incomes are recognised net of the Goods and Services Tax/Service Tax, wherever applicable.

### **3.2 Expenditure**

#### **(i) Finance costs**

Borrowing costs on financial liabilities are recognised using the EIR

#### **(ii) Fees and commission expenses**

Fees and commission expenses which are not directly linked to the sourcing of financial assets, such as commission/incentive incurred on value added services and products distribution, recovery charges and fees payable for management of portfolio etc., are recognised in the Statement of Profit and Loss on an accrual basis.

### **3.3 Cash and cash equivalents**

Cash and cash equivalents include cash on hand, other short term, highly liquid investments with original maturities of three months or less that are readily convertible to known amounts of cash and which are subject to an insignificant risk of changes in value.

### 3.4 Financial instruments

A financial instrument is defined as any contract that gives rise to a financial asset of one entity and a financial liability or equity instrument of another entity. Trade receivables and payables, loan receivables, investments in securities and subsidiaries, debt securities and other borrowings, preferential and equity capital etc. are some examples of financial instruments.

#### (i) Financial assets

Financial assets include cash, or an equity instrument of another entity, or a contractual right to receive cash or another financial asset from another entity. Few examples of financial assets are loan receivables, investment in equity and debt instruments, trade receivables and cash and cash equivalents.

For the purpose of subsequent measurement, financial assets are classified into four categories:

- (a) Debt instruments at amortised cost
- (b) Debt instruments at FVOCI
- (c) Debt instruments at FVTPL
- (d) Equity instruments designated at FVOCI.

#### (a) Debt instruments at amortised cost

The Group measures its financial assets at amortised cost if both the following conditions are met:

- (i) The asset is held within a business model of collecting contractual cash flows; and
- (ii) Contractual terms of the asset give rise on specified dates to cash flows that are Sole Payments of Principal and Interest (SPPI) on the principal amount outstanding.

To make the SPPI assessment, the Group applies judgment and considers relevant factors such as the nature of portfolio and the period for which the interest rate is set.

The Group determines its business model at the level that best reflects how it manages groups of financial assets to achieve its business objective. The Group's business model is not assessed on an instrument by instrument basis, but at a higher level of aggregated portfolios. If cash flows after initial recognition are realised in a way that is different from the Group's original expectations, the Group does not change the classification of the remaining financial assets held in that business model, but incorporates such information when assessing newly originated financial assets going forward.

The business model of the Group for assets subsequently measured at amortised cost category is to hold and collect contractual cash flows. However, considering the economic viability of carrying the delinquent portfolios in the books of the Group, it may sell these portfolios to banks and/or asset reconstruction companies. After initial measurement, such financial assets are subsequently measured at amortised cost on effective interest rate (EIR).

#### (b) Debt instruments at FVOCI

The Group subsequently classifies its financial assets as FVOCI, only if both of the following criteria are met:

- (i) The objective of the business model is achieved both by collecting contractual cash flows and selling the financial assets; and
- (ii) Contractual terms of the asset give rise on specified dates to cash flows that are Solely Payments of Principal and Interest (SPPI) on the principal amount outstanding.

Debt instruments included within the FVOCI category are measured at each reporting date at fair value with such changes being recognised in other comprehensive income (OCI). The interest income on these assets is recognised in profit or loss. The ECL calculation for debt instruments at FVOCI is explained in subsequent notes in this section.

Debt instruments such as long term investments in Government securities to meet regulatory liquid asset requirement of the Group's deposit program and mortgage loans portfolio where the Group periodically resorts to partially selling the loans by way of assignment to willing buyers are classified as FVOCI.

On derecognition of the asset, cumulative gain or loss previously recognised in OCI is reclassified to profit or loss.

#### **(c) Debt instruments at FVTPL**

The Company classifies financial assets which are held for trading under FVTPL category. Held for trading assets are recorded and measured in the Balance Sheet at fair value. Interest and dividend incomes are recorded in interest income and dividend income, respectively according to the terms of the contract, or when the right to receive the same has been established. Gain and losses on changes in fair value of debt instruments are recognised on net basis through profit or loss.

The Company's investments into mutual funds and Government securities (trading portfolio) for trading and short term cash flow management have been classified under this category

#### **(d) Equity investments designated under FVOCI**

All equity investments in scope of Ind AS 109 'Financial Instruments' are measured at fair value. The classification is made on initial recognition and is irrevocable. The Group currently doesn't have any equity investments which are measured at FVOCI.

All fair value changes of the equity instruments, excluding dividends, are recognised in OCI and not available for reclassification to profit or loss, even on sale of investments. Equity instruments at FVOCI are not subject to an impairment assessment.

#### **Derecognition of financial assets:**

The Group derecognises a financial asset (or, where applicable, a part of a financial asset) when:

- (i) The right to receive cash flows from the asset have expired; or
- (ii) The Group has transferred its right to receive cash flows from the asset or has assumed an obligation to pay the received cash flows in full without material delay to a third party under an assignment arrangement and the Group has transferred substantially all the risks and rewards of the asset. Once the asset is derecognised, the Group does not have any continuing involvement in the same.

On derecognition of a financial asset in its entirety, the difference between:

- (i) the carrying amount (measured at the date of derecognition) and
- (ii) the consideration received (including any new asset obtained less any new liability assumed) is recognised in profit or loss.

#### **Impairment of financial assets:**

The Group recognises lifetime expected credit losses (ECL) when there has been a significant increase in credit risk since initial recognition and when the financial instrument is credit impaired. If the credit risk on the financial instrument has not increased significantly since initial recognition, the Group measures the loss allowance for that financial instrument at an amount equal to 12 month ECL. The assessment of whether lifetime ECL should be recognised is based on significant increases in the likelihood or risk of a default occurring since initial recognition. 12 month ECL represents the portion of lifetime ECL that is expected to result from default events on a financial instrument that are possible within 12 months after the reporting date.

When determining whether credit risk of a financial asset has increased significantly since initial recognition and when estimating expected credit losses, the Group considers reasonable and supportable information that is relevant and available without undue cost or effort. This includes both quantitative and qualitative information and analysis, including on historical experience and forward-looking information.

The Group recognises lifetime ECL for trade and other receivables and lease receivables. The expected credit losses on these financial assets are estimated using a provision matrix based on the Group's historical credit loss experience, adjusted for factors that are specific to the debtors, general economic conditions and an assessment of both the current as well as the forecast direction of conditions at the reporting date, including time value of money where appropriate. Lifetime ECL represents the expected credit losses that will result from all possible default events over the expected life of a financial instrument.

Loss allowances for financial assets measured at amortised cost are deducted from the gross carrying amount of the assets. For debt securities at FVOCI, the loss allowance is recognised in OCI and carrying amount of the financial asset is not reduced in the balance sheet

**Write offs:**

The gross carrying amount of a financial asset is written off when there is no realistic prospect of further recovery. This is generally the case when the Group determines that the debtor/ borrower does not have assets or sources of income that could generate sufficient cash flows to repay the amounts subject to the write-off. However, financial assets that are written off could still be subject to enforcement activities under the Group's recovery procedures, taking into account legal advice where appropriate. Any recoveries made are recognised in Statement of profit and loss.

**(ii) Financial liabilities**

Financial liabilities include liabilities that represent a contractual obligation to deliver cash or another financial assets to another entity, or a contract that may or will be settled in the entities own equity instruments. Few examples of financial liabilities are trade payables, debt securities and other borrowings and subordinated debts.

**Initial measurement**

All financial liabilities are recognised initially at fair value and, in the case of borrowings and payables, net of directly attributable transaction costs. The Group's financial liabilities include trade payables, other payables, debt securities and other borrowings.

**Subsequent measurement**

After initial recognition, all financial liabilities are subsequently measured at amortised cost using the EIR. Any gains or losses arising on derecognition of liabilities are recognised in the Statement of Profit and Loss.

**Derecognition**

The Group derecognises a financial liability when the obligation under the liability is discharged, cancelled or expired.

**(iii) Offsetting of financial instruments**

Financial assets and financial liabilities are offset and the net amount is reported in the Balance Sheet only if there is an enforceable legal right to offset the recognised amounts with an intention to settle on a net basis or to realise the assets and settle the liabilities simultaneously.

**3.5 Investment in associates**

Investment in associates is recognised at cost and are not adjusted to fair value at the end of each reporting period. Cost of investment represents amount paid for acquisition of the said investment.

The Company assesses at the end of each reporting period, if there are any indications that the said investment may be impaired. If so, the Company estimates the recoverable value/amount of the investment and provides for impairment, if any i.e. the deficit in the recoverable value over cost.

### 3.6 Taxes

#### (i) Current tax

Current tax assets and liabilities are measured at the amount expected to be recovered from or paid to the taxation authorities, in accordance with the Income Tax Act, 1961 and the Income Computation and Disclosure Standards (ICDS) prescribed therein. The tax rates and tax laws used to compute the amount are those that are enacted or substantively enacted, at the reporting date.

Current tax relating to items recognised outside profit or loss is recognised in correlation to the underlying transaction either in OCI or directly in other equity. Management periodically evaluates positions taken in the tax returns with respect to situations in which applicable tax regulations are subject to interpretation and establishes provisions where appropriate.

#### (ii) Deferred tax

Deferred tax is provided using the Balance Sheet approach on temporary differences between the tax bases of assets and liabilities and their carrying amounts for financial reporting purposes at the reporting date.

Deferred tax liabilities are recognised for all taxable temporary differences and deferred tax assets are recognised for deductible temporary differences to the extent that it is probable that taxable profits will be available against which the deductible temporary differences can be utilised.

The carrying amount of deferred tax assets is reviewed at each reporting date and reduced to the extent that it is no longer probable that sufficient taxable profit will be available to allow all or part of the deferred tax asset to be utilised. Unrecognised deferred tax assets, if any, are reassessed at each reporting date and are recognised to the extent that it has become probable that future taxable profits will allow the deferred tax asset to be recovered. Deferred tax assets and liabilities are measured at the tax rates that are expected to apply in the year when the asset is realised or the liability is settled, based on tax rates (and tax laws) that have been enacted or substantively enacted at the reporting date.

Deferred tax relating to items recognised outside profit or loss is recognised either in OCI or in other equity.

Deferred tax assets and deferred tax liabilities are offset if a legally enforceable right exists to set off current tax assets against current tax liabilities and the deferred taxes relate to the same taxable entity and the same taxation authority.

### 3.7 Property, plant and equipment

Property, plant and equipment are carried at historical cost of acquisition less accumulated depreciation and impairment losses, consistent with the criteria specified in Ind AS 16 'Property, Plant and Equipment'.

#### Depreciation on property, plant and equipment

(a) Depreciation is provided on a pro-rata basis for all tangible assets on written down value method over the useful life of assets.

(b) Useful lives of assets are determined by the Management by an internal technical assessment except where such assessment suggests a life significantly different from those prescribed by Schedule II – Part C of the Companies Act, 2013 where the useful life is as assessed and certified by a technical expert.

(c) Depreciation on addition to assets and assets sold during the year is being provided for on a pro rata basis with reference to the month in which such asset is added or sold as the case may be.

(d) Tangible assets which are depreciated over a useful life that is different than those indicated in Schedule II are as under

Nature of assets	Useful life as per Schedule II	Useful life adopted by the Group
Office Building	60 Years	60 Years
Plant and Machinery	15 Years	15-20 Years
Furniture and fixtures	10 Years	10 Years
Vehicles	8 Years	8 Years
Office equipment	5 Years	5 Years
Computer & Laptop	3 Years	3 Years
Lab equipment	10 Years	10 Years

(f) Assets having unit value up to Rs 5,000 is depreciated fully in the financial year of purchase of asset.

(g) An item of property, plant and equipment and any significant part initially recognised is derecognised upon disposal or when no future economic benefits are expected from its use or disposal. Any gain or loss arising on derecognition of the asset (calculated as the difference between the net disposal proceeds and the carrying amount of the asset) is included under other income in the Statement of Profit and Loss when the asset is derecognised.

(h) The residual values, useful lives and methods of depreciation of property, plant and equipment are reviewed at each financial year end and adjusted prospectively, if appropriate.

### 3.8 Intangible assets and amortisation thereof

Intangible assets, representing softwares are initially recognised at cost and subsequently carried at cost less accumulated amortisation and accumulated impairment. The intangible assets are amortised using the straight line method over a period of five years, which is the Management's estimate of its useful life. The useful lives of intangible assets are reviewed at each financial year end and adjusted prospectively, if appropriate.

### 3.9 Impairment of non-financial assets

An assessment is done at each Balance Sheet date to ascertain whether there is any indication that an asset may be impaired. If any such indication exists, an estimate of the recoverable amount of asset is determined. If the carrying value of relevant asset is higher than the recoverable amount, the carrying value is written down accordingly.

### 3.10 Provisions and contingent liabilities

The Group creates a provision when there is present obligation as a result of a past event that probably requires an outflow of resources and a reliable estimate can be made of the amount of the obligation.

A disclosure for a contingent liability is made when there is a possible obligation or a present obligation that may, but probably will not, require an outflow of resources. The Group also discloses present obligations for which a reliable estimate cannot be made. When there is a possible obligation or a present obligation in respect of which the likelihood of outflow of resources is remote, no provision or disclosure is made.

### 3.11 Retirement and other employee benefits

#### (i) Gratuity

The Company's liability towards gratuity scheme is determined by independent actuaries, using the projected unit credit method. The present value of the defined benefit obligation is determined by discounting the estimated future cash outflows by reference to market yields at the end of the reporting period on government bonds that have terms approximating to the terms of the related obligation. Past services are recognised at the earlier of the plan amendment / curtailment and recognition of related restructuring costs/ termination benefits.

The net interest cost is calculated by applying the discount rate to the net balance of the defined benefit obligation and the fair value of plan assets. This cost is included in employee benefit expense in the Statement of profit and loss.



### **Remeasurement gains/losses -**

Remeasurement of defined benefit plans, comprising of actuarial gains / losses, return on plan assets excluding interest income are recognised immediately in the balance sheet with corresponding debit or credit to Other Comprehensive Income (OCI). Remeasurements are not reclassified to Statement of profit and loss in the subsequent period.

Remeasurement gains or losses on long-term compensated absences that are classified as other long-term benefits are recognised in Statement of profit and loss.

#### **(ii) Provident fund**

Company's contribution paid/payable during the year to provident fund and ESIC is recognised in the Statement of profit and loss

#### **(iii) Compensated absences**

The Company provides for the encashment / availment of leave with pay subject to certain rules. The employees are entitled to accumulate leave subject to certain limits for future encashment / availment. The liability is provided based on the number of days of unutilized leave at each balance sheet date on the basis of an independent actuarial valuation.

### **3.12 Fair value measurement**

The Group measures its qualifying financial instruments at fair value on each Balance Sheet date.

Fair value is the price that would be received against sale of an asset or paid to transfer a liability in an orderly transaction between market participants at the measurement date. The fair value measurement is based on the presumption that the transaction to sell the asset or transfer the liability takes place in the accessible principal market or the most advantageous accessible market as applicable.

All assets and liabilities for which fair value is measured or disclosed in the financial statements are categorised within the fair value hierarchy into Level I, Level II and Level III based on the lowest level input that is significant to the fair value measurement as a whole.

For assets and liabilities that are fair valued in the financial statements on a recurring basis, the Group determines whether transfers have occurred between levels in the hierarchy by re-assessing categorisation (based on the lowest level input that is significant to the fair value measurement as a whole) at the end of each reporting period.

For the purpose of fair value disclosures, the Group has determined classes of assets and liabilities on the basis of the nature, characteristics and risks of the asset or liability and the level of the fair value hierarchy.

### **3.13 Earnings Per Share**

Basic earnings per share is calculated by dividing the net profit or loss for the period attributable to equity shareholders by the weighted average number of equity shares outstanding during the period. Earnings considered in ascertaining the Company's earnings per share is the net profit for the period after deducting preference dividends and any attributable tax thereto for the period. The weighted average number of equity shares outstanding during the period and for all periods presented is adjusted for events, such as bonus shares, sub-division of shares etc. that have changed the number of equity shares outstanding, without a corresponding change in resources.

For the purpose of calculating diluted earnings per share, the net profit or loss for the period attributable to equity shareholders is divided by the weighted average number of equity shares outstanding during the period, considered for deriving basic earnings per share and weighted average number of equity shares that could have been issued upon conversion of all dilutive potential equity shares.

### **3.14 Segment**

#### **(i) Identification of segment**

Operating segments are reported in the manner consistent with the internal reporting provided to the Chief Operating Decision Maker (CODM) of the Group.

## **(ii) Segment accounting policies**

The Board of Directors and Managing directors of the Holding Company have been identified as the Chief Operating Decision Maker

(CODM) as defined under Ind AS 108. CODM reviews overall financial information of the Company together for performance evaluation and allocation of resources and does not review any discrete information to evaluate performance of any individual product or geography.

### **3.15 Leases**

#### **Measurement of Lease Liability**

At the time of initial recognition, the Group measures lease liability as present value of all lease payments discounted using the Group's incremental cost of borrowing and directly attributable costs. Subsequently, the lease liability is—

(i) increased by interest on lease liability;

(ii) reduced by lease payments made; and

(iii) remeasured to reflect any reassessment or lease modifications specified in Ind AS 116 'Leases', or to reflect revised fixed lease payments.

#### **Measurement of Right-of-use assets**

At the time of initial recognition, the Group measures 'Right-of-use assets' as present value of all lease payments discounted using the Group's incremental cost of borrowing w.r.t said lease contract. Subsequently, 'Right-of-use assets' is measured using cost model i.e. at cost less any accumulated depreciation and any accumulated impairment losses adjusted for any remeasurement of the lease liability specified in Ind AS 116 'Leases'. Depreciation on 'Right-of-use assets' is provided on straight line basis over the lease period.

The exception permitted in Ind AS 116 for low value assets and short term leases has been adopted by Group.

### **3.16 Goodwill**

Goodwill is initially measured at cost, being the excess of the aggregate of the consideration transferred and the amount recognised for non-controlling interests, and any previous interest held, over the net identifiable assets acquired and liabilities assumed. If the fair value of the net assets acquired is in excess of the aggregate consideration transferred, the Group reassesses whether it has correctly identified all of the assets acquired and all of the liabilities assumed and reviews the procedures used to measure the amounts to be recognised at the acquisition date. If the reassessment still results in an excess of the fair value of net assets acquired over the aggregate consideration transferred, then the gain is recognised in OCI and accumulated in equity as capital reserve. However, if there is no clear evidence of bargain purchase, the entity recognises the gain directly in equity as capital reserve, without routing the same through OCI.

After initial recognition, goodwill is measured at cost less any accumulated impairment losses. For the purpose of impairment testing, goodwill acquired in a business combination is, from the acquisition date, allocated to each of the Group's cash-generating units that are expected to benefit from the combination, irrespective of whether other assets or liabilities of the acquiree are assigned to those units.

A cash generating unit to which goodwill has been allocated is tested for impairment annually, or more frequently when there is an indication that the unit may be impaired. If the recoverable amount of the cash generating unit is less than its carrying amount, the impairment loss is allocated first to reduce the carrying amount of any goodwill allocated to the unit and then to the other assets of the unit pro rata based on the carrying amount of each asset in the unit. Any impairment loss for goodwill is recognised in profit or loss. An impairment loss recognised for goodwill is not reversed in subsequent periods. Where goodwill has been allocated to a cash-generating unit and part of the operation within that unit is disposed of, the goodwill associated with the disposed operation is included in the carrying amount of the operation when determining the gain or loss on disposal. Goodwill disposed in these circumstances is measured based on the relative values of the disposed operation and the portion of the cash-generating unit retained.

Note 4: Cash and cash equivalents :-

(Rs. in lakhs)

	Within 12 Months	After 12 Months	March 31,2024	Within 12 Months	After 12 Months	March 31,2023
Cash on hand	3.32	-	3.32	4.11	-	4.11
Cheques in hand	-	-	-	-	-	-
Balances with banks in current accounts	457.30	-	457.30	669.67	-	669.67
Deposits with Bank	-	-	-	-	-	-
Bank balances other than cash and cash equivalents	100.00	-	100.00	-	-	-
Balances with Banks with maturity less than 3 months	-	-	-	-	-	-
Bank balances other than cash and cash equivalents	100.00	-	100.00	100.00	-	100.00
Balances with Banks with original maturity of more than three months but less than 12 months	-	-	-	-	-	-
	660.62	-	660.62	773.78	-	773.78

Note 5: Trade receivables :-

(Rs. in lakhs)

	Within 12 Months	After 12 Months	March 31,2024	Within 12 Months	After 12 Months	March 31,2023
Considered good – unsecured	1,673.55	-	1,673.55	2,910.82	-	2,910.82
Trade receivables	-	-	-	-	-	-
Trade receivables_ Related Party	(959.46)	-	(959.46)	(1,069.85)	-	(1,069.85)
Less: Allowance for doubtful debts	-	-	-	-	-	-
	714.09	-	714.09	1,840.97	-	1,840.97

Break-up of security details

(Rs. in lakhs)

	Within 12 Months	After 12 Months	March 31,2024	Within 12 Months	After 12 Months	March 31,2023
Secured, considered good	-	-	-	-	-	-
Unsecured, considered good	714.09	-	714.09	1,840.97	-	1,840.97
Doubtful	959.46	-	959.46	1,069.85	-	1,069.85
	1,673.55	-	1,673.55	2,910.82	-	2,910.82
Allowance for doubtful debts	(959.46)	-	(959.46)	(1,069.85)	-	(1,069.85)
	714.09	-	714.09	1,840.97	-	1,840.97

Ageing of Trade Receivables:-

31-03-2024

PARTICULARS	Less than 6 months	6 months - 1 year	1-2 years	2-3 years	More than 3 years	Total
(i) Undisputed Trade receivables – considered good	639.24	33.64	8.14	1.14	31.92	714.09
(ii) Undisputed Trade Receivables which are having significant credit risk	-	-	-	-	-	-
(iii) Undisputed Trade Receivables - credit impaired	5.62	3.73	0.90	0.13	881.18	891.57
(iv) Disputed Trade Receivables considered good	-	-	-	-	-	-
(v) Disputed Trade Receivables which are having significant credit risk	-	-	-	-	-	-
(vi) Disputed Trade Receivables - credit impaired	-	-	-	-	67.90	67.90
TOTAL BILLED AND DUE (A)	644.86	37.38	9.04	1.26	981.01	1,673.55
UNBILLED DUES (B)	-	-	-	-	-	-
TOTAL TRADE RECEIVABLES (A + B)	644.86	37.38	9.04	1.26	981.01	1,673.55

31-03-2023

PARTICULARS	Less than 6 months	6 months - 1 year	1-2 years	2-3 years	More than 3 years	Total
(i) Undisputed Trade receivables – considered good	1,449.65	46.32	307.02	1.71	36.28	1,840.97
(ii) Undisputed Trade Receivables which are having significant credit risk	-	-	-	-	-	-
(iii) Undisputed Trade Receivables - credit impaired	10.26	5.15	42.54	0.19	900.49	958.63
(iv) Disputed Trade Receivables considered good	-	-	-	-	-	-
(v) Disputed Trade Receivables which are having significant credit risk	-	-	-	-	-	-
(vi) Disputed Trade Receivables - credit impaired	-	-	-	-	111.22	111.22
TOTAL BILLED AND DUE (A)	1,459.91	51.46	349.55	1.90	1,047.99	2,910.82
UNBILLED DUES (B)	-	-	-	-	-	-
TOTAL TRADE RECEIVABLES (A + B)	1,459.91	51.46	349.55	1.90	1,047.99	2,910.82

Vibrant Global Capital Limited  
Notes to Consolidated Financial Statements for the year ended 31st March 2024  
(All amounts in Rupees in lakhs unless otherwise stated)

Note 6: Loans

(Rs. in lakhs)

	March 31,2024			March 31,2023		
	Within 12 Months	After 12 Months	Total	Within 12 Months	After 12 Months	Total
<b>(A) At Amortised Cost</b>						
Unsecured, considered good						
Loan to Others	1,340.50	225.00	1,565.50	1,246.93	439.89	1,686.81
Loans to employees	13.70	-	13.70	3.70	-	3.70
Security Deposits	-	-	-	-	48.37	48.37
	<b>1,354.20</b>	<b>225.00</b>	<b>1,579.20</b>	<b>1,250.63</b>	<b>488.26</b>	<b>1,738.88</b>

Notes:

1. Loans are non derivative financial assets which generate a fixed or variable interest income for the group. The carrying value may be affected by changes in the credit risk of the counterparties.

Note 8: Other financial assets

(Rs. in lakhs)

	March 31,2024			March 31,2023		
	Within 12 Months	After 12 Months	Total	Within 12 Months	After 12 Months	Total
Interest accrued	3.90	-	3.90	3.41	-	3.41
EMD	43.94	-	43.94	69.38	-	69.38
Security Deposits	-	112.51	112.51	-	58.01	58.01
Interest receivable from others	240.87	-	240.87	-	-	-
Fixed Deposits	-	114.10	114.10	-	-	-
Advances for Investment	534.69	-	534.69	-	-	-
	<b>823.41</b>	<b>226.61</b>	<b>1,050.03</b>	<b>72.79</b>	<b>58.01</b>	<b>130.80</b>

Note 7: Investments

(Rs. in lakhs)

Investments	Investments																
	Face value	No. of shares		Amortised Cost	March 31, 2024					March 31, 2023							
		March 31, 2024	March 31, 2023		Through other comprehensive income	At Fair Value Through profit or loss	Designated at Fair value through profit or loss	Sub - total	Others	Total Cost	Amortised Cost	Through other comprehensive income	At Fair Value Through profit or loss	Designated at Fair value through profit or loss	Sub - total	Others	Total Cost
				1	2	3	4	5 = 2 + 3 + 4	6	7 = 1 + 5 + 6	8	9	10	11	12 = 9 + 10 + 11	13	14 = 8 + 12 + 13
Unquoted Investment in Preference Share - Preference Shares of Crest Steel & Power Pvt. Ltd		-	-	-	-	-	-	-	-	-	-	-	-	-	-	-	-
Tristar car Pvt. Ltd.	100	50,00,000	50,00,000	-	-	500.00	-	500.00	-	500.00	-	-	500.00	-	500.00	-	500.00
Less: Provision for diminution in the Value of Investments						(345.00)		(345.00)		(345.00)			(345.00)		(345.00)		(345.00)
Investment in Alternate Investment Fund - Aequitas Equity Scheme CLSA	100	3,00,000	3,00,000	-	-	748.54	-	748.54	-	748.54	-	-	444.59	-	444.59	-	444.59
Quoted Investment in Equity Instruments of Others -																	
Apar Industries Ltd	10	5,083	32,020	-	-	354.74	-	354.74	-	354.74	-	-	802.07	-	802.07	-	802.07
Cosmo First Ltd.	10	42,481	47,763	-	-	212.72	-	212.72	-	212.72	-	-	280.51	-	280.51	-	280.51
Deepak Fertilisers	10	-	28,164	-	-	-	-	-	-	-	-	-	154.54	-	154.54	-	154.54
Everest Kanto Cylinder Ltd	2	-	50,000	-	-	-	-	-	-	-	-	-	45.05	-	45.05	-	45.05
Gujarat Ambuja Exports Ltd.	1	3,91,652	3,80,078	-	-	626.06	-	626.06	-	626.06	-	-	883.11	-	883.11	-	883.11
HIL Ltd.	10	-	3,268	-	-	-	-	-	-	-	-	-	78.48	-	78.48	-	78.48
ISGEC Heavy Engineering Ltd.	1	50,896	59,445	-	-	457.00	-	457.00	-	457.00	-	-	259.36	-	259.36	-	259.36
Jindal Saw Ltd.	2	3,28,705	4,07,950	-	-	1,422.31	-	1,422.31	-	1,422.31	-	-	595.20	-	595.20	-	595.20
Jindal Stainless Ltd	2	1,45,660	3,22,095	-	-	1,011.54	-	1,011.54	-	1,011.54	-	-	933.43	-	933.43	-	933.43
JK Paper Ltd	10	1,06,440	85,000	-	-	343.22	-	343.22	-	343.22	-	-	324.45	-	324.45	-	324.45
Malthan Alloys Ltd.	10	-	62,822	-	-	-	-	-	-	-	-	-	502.58	-	502.58	-	502.58
Maharashtra Seamless Ltd.	5	25,497	34,054	-	-	215.74	-	215.74	-	215.74	-	-	121.76	-	121.76	-	121.76
Polyplex Corporation Ltd.	10	-	5,062	-	-	-	-	-	-	-	-	-	57.84	-	57.84	-	57.84
Power Mech projects Ltd.	10	11,112	20,203	-	-	556.77	-	556.77	-	556.77	-	-	498.99	-	498.99	-	498.99
Sarda Energy & Minerals	1*	84,490	34,298	-	-	171.39	-	171.39	-	171.39	-	-	366.15	-	366.15	-	366.15
Sanghvi Movers Ltd.	2	49,076	95,183	-	-	663.56	-	663.56	-	663.56	-	-	335.19	-	335.19	-	335.19
Savita Oil Technologies Ltd.	2	-	19,525	-	-	-	-	-	-	-	-	-	46.28	-	46.28	-	46.28
Shree Pushkr Chemicals	10	32,000	50,000	-	-	50.80	-	50.80	-	50.80	-	-	74.10	-	74.10	-	74.10
Technocraft Industries Ltd.	10	64,617	43,304	-	-	1,277.54	-	1,277.54	-	1,277.54	-	-	526.08	-	526.08	-	526.08
Universal Cables Ltd.	10	65,998	63,515	-	-	300.55	-	300.55	-	300.55	-	-	227.76	-	227.76	-	227.76
Vindhya Telelink	10	46,581	44,593	-	-	1,036.54	-	1,036.54	-	1,036.54	-	-	778.75	-	778.75	-	778.75
Power Finance Corporation Ltd.	10	80,215	-	-	-	313.04	-	313.04	-	313.04	-	-	-	-	-	-	-
Investment in Mutual Fund - HDFC Liquid Fund Direct Plan -Growth	10	15,933	-	-	-	755.81	-	755.81	-	755.81	-	-	-	-	-	-	-
<b>TOTAL</b>						<b>10,672.86</b>		<b>10,672.86</b>		<b>10,672.86</b>			<b>8,491.26</b>		<b>8,491.26</b>		<b>8,491.26</b>
Gross (A)						10,672.86		10,672.86		10,672.86			8,491.26		8,491.26		8,491.26
(i) Investments outside India						-		-		-			-		-		-
(ii) Investments in India						10,672.86		10,672.86		10,672.86			8,491.26		8,491.26		8,491.26
<b>TOTAL (B)</b>						<b>10,672.86</b>		<b>10,672.86</b>		<b>10,672.86</b>			<b>8,491.26</b>		<b>8,491.26</b>		<b>8,491.26</b>

\* Rs. 10/- was till last year

Vibrant Global Capital Limited  
Notes to Consolidated Financial Statements for the year ended 31st March 2024  
(All amounts in Rupees in lakhs unless otherwise stated)

Note 9: Inventories

(Rs. in lakhs)

	March 31,2024			March 31,2023		
	Within 12 Months	After 12 Months	Total	Within 12 Months	After 12 Months	Total
Raw material	1,027.44	-	1,027.44	592.45	-	592.45
Finished Goods	267.98	-	267.98	306.25	-	306.25
Inventories of stock in trade	18.96	-	18.96	6.29	-	6.29
	<b>1,314.37</b>	-	<b>1,314.37</b>	<b>904.99</b>	-	<b>904.99</b>

Note 10: Tax expenses

The major components of tax expense for the year ended March 31, 2024 and March 31, 2023 are :

Statement of profit and loss:

(Rs. in lakhs)

Profit and loss section	Amount	
	March 31, 2024	March 31, 2023
Current income tax:		
Current income tax charge	231.14	0.04
Adjustment of tax relating to earlier periods	6.33	69.86
Deferred tax:		
Relating to origination and reversal of temporary differences	10.24	273.62
Tax expense reported in the statement of profit and loss	247.71	343.53

OCI section

Deferred tax related to items recognised in OCI during the year :

	March 31, 2024	March 31, 2023
Net (loss)/gain on remeasurements of defined benefit plans	(2.99)	(2.59)
Income tax charged to OCI	(2.99)	(2.59)

Reconciliation of tax expense and the accounting profit multiplied by India's domestic tax rate for March 31, 2023 and March 31, 2022 :

	March 31, 2024	March 31, 2023
Accounting profit before tax	5,039.12	(422.18)
Enacted income tax rate in India	0.26	0.26
Computed expected tax expense	-	-
Effect of :	172.57	382.24
Business Loss	(63.74)	(49.59)
Depreciation and amortisation	-	-
Income set off with previous year's losses	-	-
LTCG taxed at special rates	(0.16)	(3.14)
Gratuity Provision	22.07	(45.14)
ECL Provision	(38.91)	(10.26)
Financial instruments measured at EIR Interest	6.42	(5.13)
Impairment on financial instruments	-	21.35
MAT Credit	-	-
Impairment of assets	(7.48)	(16.67)
Others	(321.51)	-
Unabsorbed depreciation & carry forward losses	18.30	69.86
Tax in respect on earlier years	(702.28)	-
Income on which tax is not paid	(212.45)	343.53
Total income tax expense		

Deferred tax

Deferred tax relates to the following :

Balance sheet

	March 31, 2024	March 31, 2023
Carry Forward & Unabsorbed Depreciation	249.35	277.84
Impairment on financial instruments	(590.52)	(350.86)
Unrealised net gain on fair value changes	59.58	232.15
Assessed Business Loss	22.18	21.96
Gratuity Provision	-	-
Interest on Preference share	(61.51)	(46.19)
Unrealised gain on Preference share	-	-
MAT Credit	(34.13)	(97.89)
Depreciation and amortisation	16.11	(22.80)
Financial instruments measured at EIR	(338.93)	14.21
Deferred tax assets/(liabilities), net		

Statement of profit and loss

	March 31, 2024	March 31, 2023
ECL Provision	15.66	50.26
Depreciation and amortisation	61.44	49.59
Financial instruments measured at EIR Interest	38.91	50.18
Unrealised net gain on fair value changes	(239.66)	(9.69)
Unrealised net gain on fair value changes	(15.32)	(14.03)
Interest on preference share	-	(21.35)
MAT Credit	(172.57)	(332.24)
Business Loss	(1.88)	1.07
Provision on Gratuity	(321.51)	-
Carry Forward & Unabsorbed Depreciation	(634.94)	(276.22)
Deferred tax expense/(income)		

Reconciliation of deferred tax liabilities/Assets (net):

	March 31, 2024	March 31, 2023
Opening balance as of April 1	14.21	290.43
Tax (income)/expense during the period recognised in profit or loss	(7.31)	(273.63)
Tax (income)/expense during the period recognised in OCI	(2.99)	(2.59)
Closing balance as at March 31	3.91	14.21

The Company offsets tax assets and liabilities if and only if it has a legally enforceable right to set off current tax assets and current tax liabilities and the deferred tax assets and deferred tax liabilities relate to income taxes levied by the same tax authority.

Note 11 : Property, plant and equipment

Particulars	(Rs. in lakhs)												Total
	Land	Furniture and Fixture	Electrical Installations	Vehicles	Factory Building	Non Factory Building	Office equipments	Laboratory Equipment	Plant and Machinery	Computers	Factory Road	Intangible assets	
Year ended March 31, 2023													
Gross carrying value									1,900.28	11.35	-	117.35	4,024.45
Carrying value as at April 1, 2022	282.95	194.74	63.96	300.89	979.74	136.26	32.46	4.47	146.74	0.45	-	-	202.15
Additions	-	-	-	37.80	12.96	-	4.20	-	-	-	-	-	59.72
Disposals	-	-	-	59.72	-	-	-	-	-	-	-	117.35	-
Closing gross carrying value as at Mar 31, 2023	282.95	194.74	63.96	278.97	992.70	136.26	36.66	4.47	2,047.02	11.79	-	-	4,166.88
Accumulated depreciation													
Accumulated Depreciation as at April 1, 2022	-	178.29	58.90	120.81	215.02	37.88	29.69	3.38	950.23	10.64	-	2.48	1,607.33
Depreciation charge during the period	-	5.11	1.65	76.71	31.26	4.32	1.25	0.23	126.89	0.07	-	0.11	247.60
Disposals	-	-	-	55.97	-	-	-	-	-	-	-	2.59	55.97
Closing accumulated depreciation as at Mar 31, 2023	-	183.40	60.55	141.56	246.29	42.20	30.94	3.62	1,077.12	10.71	-	-	1,798.96
Net carrying value as at Mar 31, 2023	282.95	11.34	3.41	137.41	746.41	94.07	5.72	0.86	969.90	1.08	-	114.76	2,367.91
Year ended March 31, 2024													
Gross carrying value									2,047.02	11.79	-	117.35	4,166.88
Carrying value as at April 1, 2023	282.95	194.74	63.96	278.97	992.70	136.26	36.66	4.47	8.22	1.67	83.68	0.37	205.74
Additions	-	1.05	0.26	22.79	49.04	35.31	3.35	-	-	0.10	-	-	18.60
Disposals	-	-	-	18.50	-	-	-	-	-	-	-	-	-
Closing gross carrying value as at Mar 31, 2024	282.95	195.80	64.22	283.26	1,041.73	171.58	40.01	4.47	2,055.24	13.35	83.68	117.72	4,354.01
Accumulated depreciation													
Accumulated Depreciation as at April 1, 2023	-	183.40	60.55	141.56	246.29	42.20	30.94	3.62	1,077.12	10.71	-	2.59	1,798.96
Depreciation charge during the period	-	4.18	0.52	59.63	31.72	4.50	3.03	0.42	129.62	0.76	2.00	0.10	236.49
Disposals	-	-	-	18.01	-	-	-	-	-	-	-	-	18.01
Closing accumulated depreciation as at Mar 31, 2024	-	187.58	61.07	183.17	278.01	46.70	33.97	4.04	1,206.74	11.47	2.00	2.69	2,017.44
Net carrying value as at Mar 31, 2024	282.95	8.22	3.15	100.09	763.72	124.87	6.04	0.43	848.50	1.88	81.68	115.03	2,336.57

Capital-work-in progress, ageing schedule for FY 2023-24 (Rs. in lakhs)

CWIP	Amount of CWIP				Total
	Less Than 1 Year	1-2 years	2-3 years	More than 3 years	
Plant and Machinery WIP	228.93	-	-	-	228.93
Factory Building WIP	-	-	-	-	-
Projects Temporarily Suspended	-	-	-	-	-
Total	228.93	-	-	-	228.93

Capital-work-in progress, ageing schedule for FY 2022-23 (Rs. in lakhs)

CWIP	Amount of CWIP				Total
	Less Than 1 Year	1-2 years	2-3 years	More than 3 years	
Plant and Machinery WIP	44.48	-	-	-	44.48
Factory Building WIP	-	-	-	-	-
Projects Temporarily Suspended	-	-	-	-	-
Total	44.48	-	-	-	44.48



Vibrant Global Capital Limited  
Notes to Consolidated Financial Statements for the year ended 31st March 2024  
(All amounts in Rupees in lakhs unless otherwise stated)

(Rs. in lakhs)

Note 12 : Goodwill on consolidation

	March 31,2024			March 31,2023		
	Within 12 Months	After 12 Months	Total	Within 12 Months	After 12 Months	Total
Opening gross carrying amount	-	165.73	165.73	-	165.73	165.73
Additions	-	145.40	145.40	-	-	-
Disposals/Adjustment	-	-	-	-	-	-
	-	311.13	311.13	-	165.73	165.73

Note : A) on 23.11.2023, Vibrant Global Capital Limited acquired 2,00,000 (12.12%) additional shares of Vibrant Global Salt Private Limited (Subsidiary) from Non Intrinsic value of the asset acquired was of Rs.1,58,11,080/-. The excess of the purchase consideration paid over the fair value of assets acquired has been

Note : A) on 18.12.2023, Vibrant Global Capital Limited acquired 10,000 (0.61%) additional shares of Vibrant Global Salt Private Limited (Subsidiary) from Non Cc Intrinsic value of the asset acquired was of Rs.6,98,765/-. The excess of the purchase consideration paid over the fair value of assets acquired has been at

Note 13: Other Non-Financial assets

(Rs. in lakhs)

	March 31,2024			March 31,2023		
	Within 12 Months	After 12 Months	Total	Within 12 Months	After 12 Months	Total
Capital advances	-	168.78	168.78	-	169.48	169.48
Advances other than capital advances						
Prepayments	11.42	-	11.42	10.09	-	10.09
Advance to Staff	0.40	-	0.40	3.80	-	3.80
Advances to suppliers	54.12	-	54.12	200.94	-	200.94
Balances with Revenue Authorities	97.49	-	97.49	73.93	-	73.93
Other Receivable	5.68	-	5.68	0.02	-	0.02
Insurance	1.42	-	1.42	1.07	-	1.07
	170.52	168.78	339.30	289.85	169.48	459.32

Note 14: Trade payables

(Rs. in lakhs)

	Within 12 Months	After 12 Months	March 31,2024	Within 12 Months	After 12 Months	March 31,2023
<b>Trade payables</b>						
(i) total outstanding dues of micro enterprises and small enterprises	50.80		50.80			
(ii) Total outstanding dues of creditors other than micro enterprises and small enterprises	841.87	-	841.87	1,839.46	-	1,839.46
	<b>892.67</b>	<b>-</b>	<b>892.67</b>	<b>1,839.46</b>	<b>-</b>	<b>1,839.46</b>

(Rs. in lakhs)

Disclosure:-	31.03.2024	31.03.2023
Principal amount due to suppliers under MSMED Act, as at the year end (since paid)	50.80	-
Interest accrued and due to suppliers under MSMED Act, on the above amount as at the year end	-	-
Payment made to suppliers (other than interest) beyond the appointed day, during the year	-	-
Interest paid to suppliers under MSMED Act (other than section 16)	-	-
Interest paid to suppliers under MSMED Act (section 16)	-	-
Interest due and payable to suppliers under MSMED Act, for payments already made	-	-
Interest accrued and remaining unpaid at the year end to suppliers under MSMED Act	-	-

Ageing of Trade Payables:-

(Rs. in lakhs)

31.03.2024

Particulars	Less than 1 year	1-2 years	2-3 years	More than 3 years	Total
(i) MSME	50.80			-	50.80
(ii) Others	841.87			-	841.87
(iii) Disputed dues- MSME				-	-
(iv) Disputed dues- Others				-	-
<b>TOTAL BILLED AND DUE (A)</b>	<b>892.67</b>	<b>-</b>	<b>-</b>	<b>-</b>	<b>892.67</b>
<b>UNBILLED DUES (B)</b>					
<b>TOTAL TRADE PAYABLES (A + B)</b>	<b>892.67</b>	<b>-</b>	<b>-</b>	<b>-</b>	<b>892.67</b>

31.03.2023

Particulars	Less than 1 year	1-2 years	2-3 years	More than 3 years	Total
(i) MSME		-	-	-	-
(ii) Others	1,491.22	314.58	6.02	27.64	1,839.46
(iii) Disputed dues- MSME	-	-	-	-	-
(iv) Disputed dues- Others	-	-	-	-	-
<b>TOTAL BILLED AND DUE (A)</b>	<b>1,491.22</b>	<b>314.58</b>	<b>6.02</b>	<b>27.64</b>	<b>1,839.46</b>
<b>UNBILLED DUES (B)</b>					
<b>TOTAL TRADE PAYABLES (A + B)</b>	<b>1,491.22</b>	<b>314.58</b>	<b>6.02</b>	<b>27.64</b>	<b>1,839.46</b>

Note 15: Borrowings (Other than Debt Securities)

	Within 12 Months	After 12 Months	March 31,2024	Within 12 Months	After 12 Months	March 31,2023
<b>At Amortised Cost</b>						
<b>Secured in India</b>						
Indian Rupee working capital loan	368.23		368.23	1,051.99	-	1,051.99
Loans from Financial Institutions			-	-	-	-
Loans from NBFC	8.73	1,213.00	1,221.73	776.36	1,300.00	331.51
Term loan from Banks		378.84	378.84	27.73	303.78	111.35
Vehicle loan from Banks		98.95	98.95	-	111.35	-
Balance in Current accounts	69.54		69.54	-	-	-
<b>Un-Secured in India</b>						
Loans from others		626.98	626.98	-	556.90	556.90
Loans from related parties	286.68		286.68	-	188.02	188.02
	<b>733.19</b>	<b>2,317.77</b>	<b>3,050.96</b>	<b>1,856.09</b>	<b>2,460.04</b>	<b>4,316.13</b>
Current maturities of non-current borrowings	253.44	(253.44)	-	227.32	(227.32)	-
	<b>986.63</b>	<b>2,064.34</b>	<b>3,050.96</b>	<b>2,083.41</b>	<b>2,232.73</b>	<b>4,316.13</b>

Vibrant Global Capital Limited  
Notes to Consolidated Financial Statements for the year ended 31st March 2024  
(All amounts in Rupees in lakhs unless otherwise stated)

Note 15: Borrowings (continued...)

	Period	Terms of repayment	Coupon/ Interest rate	March 31,2024	March 31,2023
<b>Non-Current Borrowings</b>					
<b>Secured Loan</b>					
Term Loan (3.19 Cr)**	3 Years	Loans are secured and repayable in 3 Years (after Monotarium Period of 12 months) of Rs 886112/- p.m.	9.50%	144.77	141.45
SIBDI	5 Yrs	Total 60 months including moratorium period of 3 months	8.00%	198.04	-
State Bank of India (GECL Loan-New) **	5 Yrs	24 months moratorium 35 monthly installment of 441700 1 monthly installment of 427000	9.25%	34.19	154.04
Bajaj Housing Finance Ltd. ****	10 Yrs	120 Monthly Installments	9.75%	1,213.00	1,300.00
Axis Bank Car Loan *	5 Yrs	60 Monthly Installments	6.75%	86.21	111.35
Bank of Baroda car loan*	4 Yrs 11 Month	59 Monthly installment of RS. 30058/-	8.85%	12.74	-
<b>Unsecured Loan</b>					
Loan from Bank #	4 Yrs	Loan is unsecured and it is to be repaid with 36 Equated monthly installments of Rs.57,871/- after a moratorium of 12 month	9.25%	1.84	8.29

Unsecured loans from related party	5 Yrs	Loan is unsecured and Entire amount to be repaid after 5 years	Interest free	-	188.02
Unsecured loans from others	5 Yrs	Loan is unsecured and Entire amount to be repaid after 5 years	Interest free	626.98	556.90
				<b>2,317.77</b>	<b>2,460.04</b>
<b>Current Borrowings</b>					
<b>Secured</b>					
Cash credit facility ^	-	Renewal Every Year	10.10%	368.23	1,051.99
Loan from Bank ^^	On demand	Renewal Every Year	7.6% p.a. (1% more than FD Interest rate)	-	27.73
State Bank of India (OD A/c)			7.80%	69.54	-
Loan from Financial Institution					
- Sharekhan BNP Paribas Financial Services Private Limited ^^^	12 Month	-	9.25%	3.54	776.36
-Tata Capital Financial Services Ltd. ^^	12 Month		9.40%	5.19	-
<b>Unsecured</b>					
Unsecured loans from related party	5 Yrs	Entire Loan is unsecured	Interest free	211.68	-
Loan from Director				75.00	-
				<b>733.19</b>	<b>1,856.09</b>
<b>GRAND TOTAL</b>				<b>3,050.96</b>	<b>4,316.13</b>

## Security

### Non Current

\* Secured by hypothecation of Motor car.

\*\* Above Loans are secured against the Primary Security of Equitable Mortgage of Building/Shed and Hypothecation of Plant & Machinery, Office Equipment and Misc. Asset and Personal Guarantee

\*\*\*\* Secured by Flat at Rameshwaram Apt-1101/1102 in the name of Director & Stock & Book Debts

# The company has taken an overdraft from HDFC Bank Ltd. against lien of Fixed Deposit amounting to Rs.1,00,00,000/- which carries interest @ 7.6% p.a. (P.Y. 6.35%) which is 1% more than the Fixed Deposit interest rate.

### Current

^ Hypothecation of Raw Material , WIP, Finished Goods, Book Debts, other receivables of the Company and Personal Guarantee of Directors.

^^ Loan is secured Investment in shares by the company

\*\*\*Secured by Fixed Deposit upto 90% with State Bank Of India

1) F.D. A/c No. - 41813648307, Amt Rs. 25,00,000. Tenure upto 1 year ending on 06-04-24

2) F.D. A/c No. - 41927563400, Amt Rs. 75,00,000. Tenure upto 1 year 4 days ending on 22-05-24

### Unsecured Current Loan

\*\*\*\* Unsecured Short Term loan Loan, payable within 12 Months.

Interest free Loan

Vibrant Global Capital Limited

Notes to Consolidated Financial Statements for the year ended 31st March 2024

(All amounts in Rupees in lakhs unless otherwise stated)

Note 16: Other Financial Liabilities

(Rs. in lakhs)

	Within 12 Months	After 12 Months	March 31,2024	Within 12 Months	After 12 Months	March 31,2023
Statutory tax payables	48.44	-	48.44	18.88	-	18.88
Interest Payable to Related Party	0.01	-	0.01	0.06	-	0.06
Liabilities towards employee benefits	18.19	-	18.19	9.12	-	9.12
Interest Payable to Others	5.28	2.81	8.09			
	<b>71.92</b>	<b>2.81</b>	<b>74.73</b>	<b>28.06</b>	<b>-</b>	<b>28.06</b>

Note 17: Provision for Gratuity

(Rs. in lakhs)

	Within 12 Months	After 12 Months	March 31,2024	Within 12 Months	After 12 Months	March 31,2023
Provision for Gratuity	21.89	66.50	88.38	21.95	64.43	86.38
	<b>21.89</b>	<b>66.50</b>	<b>88.38</b>	<b>21.95</b>	<b>64.43</b>	<b>86.38</b>

Note 18: Other Non financial liabilities

(Rs. in lakhs)

	Within 12 Months	After 12 Months	March 31,2024	Within 12 Months	After 12 Months	March 31,2023
Advance from customers	0.26	-	0.26			
Others	4.59	-	4.59	16.42	-	16.42
	<b>4.85</b>	<b>-</b>	<b>4.85</b>	<b>16.42</b>	<b>-</b>	<b>16.42</b>

Vibrant Global Capital Limited  
Notes to Consolidated Financial Statements for the year ended 31st March 2024  
(All amounts in Rupees in lakhs unless otherwise stated)

Note 19: Equity share capital

	(Rs. in lakhs)			
	Number of Shares		Amount	
	March 31,2024	March 31,2023	March 31,2024	March 31,2023
Authorised equity share capital 2,72,50,000 Equity Share of Rs. 10/- each	2,72,50,000	2,72,50,000	2,725.00	2,725.00
	<b>2,72,50,000</b>	<b>2,72,50,000</b>	<b>2,725.00</b>	<b>2,725.00</b>
Issued, Subscribed and fully paid share capital 2,29,07,380 (2,29,07,380) Equity Shares of Rs. 10/- each	2,29,07,380	2,29,07,380	2,290.74	2,290.74
	<b>2,29,07,380</b>	<b>2,29,07,380</b>	<b>2,290.74</b>	<b>2,290.74</b>

(a) Movements in equity share capital

	(Rs. in lakhs)			
	Number of Shares		Amount	
	March 31,2024	March 31,2023	March 31,2024	March 31,2023
Number of Shares at the beginning of the year	2,29,07,380	2,29,07,380	2,290.74	2,290.74
Add: Shares sold by Subsidiary	-	-	-	-
<b>Number of Shares at the end of the year</b>	<b>2,29,07,380</b>	<b>2,29,07,380</b>	<b>2,290.74</b>	<b>2,290.74</b>

(b) Terms/ rights attached to equity shares

The Company has one class of equity shares having a par value of Rs.10 per share. Each shareholder is eligible for one vote per share held. The dividend proposed by the Board of Directors is subject to the approval of the shareholders in the ensuing Annual General Meeting, except in case of interim dividend. In the event of liquidation, the equity shareholders are eligible to receive the remaining assets of the Company after distribution of all preferential amounts, in proportion to their shareholding.

(c) Details of equity shares held by shareholders holding more than 5% of the aggregate shares in the Company

Name of the shareholder	% holding		No of shares	
	March 31,2024	March 31,2023	March 31,2024	March 31,2023
Vaibhav Vinod Garg	58.03%	36.16%	1,32,93,334	82,82,212
Siddhartha Bhaiya	20.80%	22.64%	47,65,288	51,86,000
Vinod Garg	13.26%	35.08%	30,36,900	80,36,900

As per records of the Company, including its register of shareholders/ members and other declarations received from shareholders regarding beneficial interest, the above shareholding represents the legal ownership of shares.

(d) Shareholding of Promoters

Promoters name	No. of Shares	% of total shares	31 March 2024
			% Change during the year
Vaibhav Vinod Garg	1,32,93,334	58.03%	21.88%
Vinod Garg	30,36,900	13.26%	-21.83%
<b>TOTAL</b>	<b>1,63,30,234</b>		

Promoters name	No. of Shares	% of total shares	31 March 2023
			% Change during the year
Vaibhav Vinod Garg	82,82,212	36.16%	0.04%
Vinod Garg	80,36,900	35.08%	0.00%
<b>TOTAL</b>	<b>1,63,19,112</b>		

(Rs. in lakhs )

## Note 20:- Other equity

Particulars	As at	
	March 31,2024	March 31,2023
<b>(i) Securities premium</b>		
Balance at the beginning of the year	1,526.80	1,526.80
No Adjustment	-	-
<b>Balance at the end of the year</b>	<b>1,526.80</b>	<b>1,526.80</b>
<b>(ii) Retained earnings</b>		
Balance at the beginning of the year	3,820.28	4,593.44
Profit during the year	4,776.23	(773.15)
Effect due to acquisition of subsidiary shares	(36.25)	
Transfer to Statutory Reserve	(844.24)	
Dividend Paid	(286.34)	
<b>Balance at the end of the year</b>	<b>7,429.68</b>	<b>3,820.28</b>
<b>(iii) Reserve fund in terms of section 45-IC(1) of the Reserve Bank of India Act, 1934</b>		
Balance at the beginning of the year	1,491.24	1,491.24
Movement during the year	844.24	-
<b>Balance at the end of the year</b>	<b>2,335.48</b>	<b>1,491.24</b>
<b>(iv) General reserve</b>		
Balance at the beginning of the year	3.33	3.33
<b>Balance at the end of the year</b>	<b>3.33</b>	<b>3.33</b>
<b>(v) Capital reserve</b>		
Balance at the beginning of the year	1,693.95	1,693.95
Capital Reserve reduced on sale of Equity shares held by Subsidiary	-	-
<b>Balance at the end of the year</b>	<b>1,693.95</b>	<b>1,693.95</b>
<b>Total Other Equity</b>	<b>12,989.23</b>	<b>8,535.59</b>

**Nature and purpose of other equity :-****(i) Securities premium**

Securities premium is used to record the premium on issue of shares. It can be utilised only for limited purposes in accordance with the provisions of the Companies Act, 2013.

**(ii) Retained earnings**

Retained earnings represents the surplus in profit and loss account and appropriations. The Group recognises change on account of remeasurement of the net defined benefit liability/(asset) as part of retained earnings with separate disclosure, which comprises of:

- > actuarial gains and losses
- > return on plan assets, excluding amounts included in net interest on the net defined benefit liability/(asset); and
- > any change in the effect of the asset ceiling, excluding amounts included in net interest on the net defined benefit liability/(asset)

**(iii) Reserve fund in terms of section 45-IC(1) of the Reserve Bank of India Act, 1934**

Reserve fund is created as per the terms of section 45-IC(1) of the Reserve Bank of India Act, 1934 as a statutory reserve.

**(iv) General reserve**

Amounts set aside from retained profits as a reserve to be utilised for permissible general purpose as per Law.

**Note 21: Interest income**

	(Rs. in lakhs)	
	March 31,2024	March 31,2023
<b>Interest income from financial assets at amortised cost</b>		
Deposit with Banks	6.82	5.58
On loans given to others	106.35	229.27
	<b>113.17</b>	<b>234.85</b>

**Note 22: Other income**

	(Rs. in lakhs)	
	March 31,2024	March 31,2023
Miscellaneous income	7.80	5.11
Impairment Reversed on Trade Receivables	-	0.21
Professional Fees	-	0.39
Foreign Exchange Fluctuation Profit / (Loss)	-	-
Profit on Sale of Vehicle	8.52	22.18
Profit on sale of Asset	-	9.02
Income from sale of waste	7.64	-
Interest on Income Tax Refund	-	-
	<b>23.96</b>	<b>36.91</b>

**Note 23: Finance costs**

	(Rs. in lakhs)	
	March 31,2024	March 31,2023
<b>On financial liabilities measured at amortised cost:</b>		
Interest on Borrowings	291.60	389.88
Banks	-	-
Related Party	-	17.34
Processing Charges	285.88	183.40
Others	-	-
	<b>577.48</b>	<b>590.62</b>

**Note 24: Net loss/(gain) on fair value changes**

	(Rs. in lakhs)	
	March 31,2024	March 31,2023
<b>Net loss / (gain) on financial instruments measured at fair value through profit or loss on financial instruments designated at fair value through profit or loss</b>		
Net (gain)/loss on financial liabilities measured at fair value through profit or loss	-	1,333.42
Realised (gain)/ loss on equity instruments at FVTPL	4,956.24	(158.81)
Unrealised loss/(Gain) on equity instruments at FVTPL	1,753.03	(129.79)
	<b>6,709.26</b>	<b>1,044.81</b>

**Note 25: Changes in inventories**

	(Rs. in lakhs)	
	March 31,2024	March 31,2023
<b>Opening balance</b>		
Finished goods	312.54	88.32
	<b>312.54</b>	<b>88.32</b>
<b>Closing balance</b>		
Finished goods	286.94	312.54
	<b>286.94</b>	<b>312.54</b>
	<b>25.60</b>	<b>(224.22)</b>



Note 26: Employee benefit expense

(Rs. in lakhs)

	March 31,2024	March 31,2023
Salaries, wages and bonus	318.40	294.48
Gratuity	15.48	14.38
Provident fund, ESIC and Gratuity	7.34	6.92
Staff welfare expenses	2.95	2.69
	<b>344.17</b>	<b>318.47</b>

See Note 31 for Employee Benefit Obligations.

Note 27: Other expenses

(Rs. in lakhs)

	March 31,2024	March 31,2023
Demat Charges	4.61	2.29
Professional tax	0.03	0.05
Security Transaction tax	14.55	3.93
Advertisement Expenses	1.93	3.93
Refreshment Exp.		0.13
Derivatives Expenses	4.40	15.90
Bank charges	8.54	0.45
Impairment on financial instruments	(110.38)	193.97
Exchange & Depository Expenses	6.73	7.54
EPF / ESIC Demand		0.03
Insurance Charges	7.30	8.25
Internet expenses	2.95	1.45
Miscellaneous expenses	13.49	26.71
TDS Demand		-
Postage & Courier Charges		-
Professional Fees	234.54	257.24
Professional Fees paid for Investment	1,164.92	114.72
Rates and taxes	7.42	32.36
Payment to auditors	11.86	10.86
Rent	136.30	128.50
Director sitting fees	3.49	5.00
Repair & Maintainance - Computer		3.31
Buildings	26.43	2.26
Plant & Machinery	68.95	76.90
Others	7.62	8.84
Legal & Professional Fees	15.73	11.30
Travelling & Conveyance	22.63	25.42
Registration & Licenses	0.46	7.92
Conveyance	0.04	
Loading & Unloading Charges		1.49
Property Tax		-
Bad debts written off	55.65	44.35
Brokerage & Commission Charges	0.68	0.94
Business Promotion	16.20	6.50
Communication Expenses		1.63
Printing & Stationery	0.48	0.31
CSR Expenses	12.04	7.10
Donation	1.42	5.46
Electricity Charges	6.11	6.05
Tender expenses	0.21	6.28
Power and Fuel	244.88	247.50
Vehicle expenses	9.30	5.95
Processing labour charges	189.11	185.28
Computer Stationery & Other Expenses	0.16	
Freight inward	1.34	22.46
Water Expenses	8.06	7.98
Share Expenses	7.92	4.72
Freight and forwarding expenses	313.44	527.24
Loss on sale of property plants and equipment		0.09
Other Exp.	15.18	20.92
	<b>2,536.72</b>	<b>2,051.50</b>

Note 27(a) :- Details of payments to auditors

(Rs. in lakhs)

	March 31,2024	March 31,2023
<b>Payment to auditors</b>		
<b>As auditor:</b>		
Audit fee	11.86	10.86
Audit expenses	-	-
Out of pocket expenses	-	-
	<b>11.86</b>	<b>10.86</b>

Note 28: Earnings per share

	March 31,2024	March 31,2023
<b>Basic and Diluted EPS</b>		
Profit/(Loss) attributable to the equity holders of the company used in calculating basic and diluted EPS:	4,776.23	(773.15)
Weighted average number of equity shares used as the denominator in calculating basic and diluted EPS	2,29,07,380	2,29,07,380
Basic and Diluted EPS attributable to the equity holders of the company (Rs.)	<b>20.85</b>	<b>(3.38)</b>
Nominal value of shares (Rs.)	<b>10.00</b>	<b>10.00</b>

Vibrant Global Capital Limited

Notes to consolidated Financial Statements for the year ended 31st March 2024

(All amounts in Rupees in lakhs, unless otherwise stated)

Note 29: Contingent liabilities and commitments

(a) Contingent liabilities not provided for in respect of

	March 31, 2024	March 31, 2023
Disputed claims against the Company not acknowledged as debts		
<b>Appeals by the Holding Company *</b>		
<u>Income tax matters</u>		
For AY 2022-23 which is contested by the company *	13.66	
<u>For Income Tax (Penalty)</u>		
For AY 2013-14 which is contested by the company	3.43	3.43
For AY 2014-15 which is contested by the company	23.18	23.18
For AY 2015-16 which is contested by the company	48.63	48.63
For AY 2016-17 which is contested by the company	47.83	47.83
For AY 2017-18 which is contested by the company	8.46	8.46
<b>Appeals by the Subsidiary Company *</b>		
<u>For Income Tax (Penalty)</u>		
For FY 2015-16 which is contested by the company		22.72
For FY 2015-16 which is contested by the company		14.00
For FY 2020-21 which is contested by the company	31.10	

\* Based on the appeal orders shown to us.

**Vibrant Global Capital Limited****Notes to consolidated Financial Statements for the year ended 31st March 2024****(All amounts in Rupees in lakhs , unless otherwise stated)****Note 30: Capital Management**

The group's policy is to maintain a strong capital base so as to maintain investor, creditor and market confidence and to sustain future development of the business.

The group has adequate cash and bank balances. The group monitors its capital by a careful scrutiny of the cash and bank balances, and a regular assessment of any debt requirements. In the absence of any debt, the maintenance of debt equity ratio etc. may not be of any relevance to the Company.

The group monitors capital using gearing ratio, which is net debt divided by total capital plus net debt.

	<b>March 31, 2024</b>	<b>March 31, 2023</b>
Net debt	2,390.34	3,542.35
Equity	15,279.97	10,826.32
Capital and net debt	<b>17,670.31</b>	<b>14,368.67</b>
<b>Gearing ratio</b>	<b>0.14</b>	<b>0.25</b>

Calculation of Net Debt is as follows:

	<b>March 31, 2024</b>	<b>March 31, 2023</b>
Borrowings		
Non Current	2,064.34	2,232.73
Current	986.63	2,083.41
	<b>3,050.96</b>	<b>4,316.13</b>
Cash and cash equivalents	560.62	673.78
Bank Balance other than above	100.00	100.00
	<b>660.62</b>	<b>773.78</b>
<b>Net Debt</b>	<b>2,390.34</b>	<b>3,542.35</b>

**Vibrant Global Capital Limited****Notes to consolidated Financial Statements for the year ended 31st March 2024**

(All amounts in Rupees in lakhs , unless otherwise stated)

**Note 31 : Employee Benefit obligations****(i) Post-employment obligations****a) Gratuity**

The Company operate a defined benefit plan viz. namely gratuity for its employees. Under the gratuity plan, every employee who has completed at least 5 years of service gets a gratuity on departure @ 15 days (minimum) of the last drawn salary for each year of service. The scheme is unfunded.

The following tables summarized the components of net benefit expense recognized in the statement of profit and loss, other comprehensive income, and the funded status and amount recognized in the balance sheet.

The amounts recognized in the balance sheet and the movements in the net defined benefit obligation over the year are as follows:

**Expense Recognized in Statement of Profit and Loss**

	March 31, 2024	March 31, 2023
Service cost	9.35	8.30
Net Interest Cost	6.13	6.09
<b>Expenses Recognized in the statement of Profit &amp; Loss</b>	<b>15.48</b>	<b>14.38</b>

**Other Comprehensive Income**

	March 31, 2024	March 31, 2023
Opening amount recognized in OCI outside profit and loss account		-
Actuarial (Gain)/Loss from experience adjustments	-14.78	4.41
Actuarial (Gain)/Loss due to change in financial assumption	2.95	5.86
<b>Closing of amount recognized in OCI outside profit and loss account</b>	<b>-11.82</b>	<b>10.27</b>

**The amount to be recognized in Balance Sheet Statement**

	March 31, 2024	March 31, 2023
Present value of funded obligations	88.38	86.38
Fair value of plan assets	-	-
<b>Net defined benefit liability / (assets) recognized in balance sheet</b>	<b>88.38</b>	<b>86.38</b>

**Change in Present Value of Obligations**

	March 31, 2024	March 31, 2023
Opening of defined benefit obligations	86.38	82.27
Service cost	9.35	8.30
Interest Cost	6.13	6.09
Benefit Paid	-1.66	-
Actuarial (gain) arising from experience adjustments	-	-
Actuarial (Gain)/Loss from experience adjustments	-14.78	-4.41
Actuarial (Gain)/Loss due to change in financial assumption	2.95	-5.86
<b>Closing of defined benefit obligation</b>	<b>88.38</b>	<b>86.38</b>

The significant actuarial assumptions were as follows :

	March 31, 2024	March 31, 2023
Discount Rate	7.10% per annum	7.40% per annum
Rate of increase in Compensation levels	7.00% per annum	7.00% per annum
Rate of Return on Plan Assets	-	-

The estimates of future salary increases, considered in actuarial valuation, take account of inflation, seniority, promotion and

#### Sensitivity Analysis

Following table shows the sensitivity results on liability due to change in the assumptions:

	March 31, 2024	Impact (Absolute)	Impact (%)
Base Liability	88.38		
Increase Discount Rate by 1%	80.30	-8.08	-9.15%
Decrease Discount Rate by 1%	98.16	9.78	11.06%
Increase Salary Inflation by 1%	98.07	9.69	10.96%
Decrease Salary Inflation by 1%	80.22	-8.16	-9.23%
Increase in Withdrawal Assumption by 1%	88.46	0.08	0.09%
Decrease in Withdrawal Assumption by 1%	88.29	-0.09	-0.10%

	March 31, 2023	Impact (Absolute)	Impact (%)
Base Liability	86.38		
Increase Discount Rate by 1%	78.02	-8.36	-9.68%
Decrease Discount Rate by 1%	96.56	10.18	11.78%
Increase Salary Inflation by 1%	96.50	10.12	11.71%
Decrease Salary Inflation by 1%	77.92	-8.46	-9.79%
Increase in Withdrawal Assumption by 1%	86.56	0.18	0.20%
Decrease in Withdrawal Assumption by 1%	86.20	-0.18	-0.21%

Notes :

1. Liabilities are very sensitive to discount rate, salary escalation rate and withdrawal rate.
2. Liabilities are very less sensitive due to change in mortality assumptions. Hence, sensitivities due to change in mortality are ignored.

**Vibrant Global Capital Limited**

Notes to consolidated Financial Statements for the year ended 31st March 2024

(All amounts in Rupees in lakhs , unless otherwise stated)

**Note 32: Disclosure of transactions with related parties as required by Ind AS 24**

	Name of the related party	Relationship
1	Vibrant Global Trading Pvt. Ltd.	Subsidiary
2	Vibrant Global Salt Pvt. Ltd.	
	<b>(B) Key managerial personnel</b>	
1	Vaibhav Garg	Key Managerial Personnel
2	Vinod Garg	
3	Ajay Garg	
4	Khusboo Anish Pasari (Independent Director)	
5	Varun Vijaywargi ( Independent Director)	
6	Kaushik Agrawal	
1	Vinod Vaibhav Garg HUF	Enterprises On Which Key Management Personnel Have Significant Influence
2	Interfer - Vibrant Steel Pvt Ltd	
3	Ganpati Natural Salt LLP	
4	Fibmold Packaging Private Limited	

Vibrant Global Capital Limited

Notes to consolidated Financial Statements for the year ended 31st March 2024

(All amounts in Rupees in lakhs , unless otherwise stated)

The following details pertain to transactions carried out with the related parties in the ordinary course of business and the balances outstanding at the year-end:

Nature of Transaction	March 31, 2024	March 31, 2023
<b>LOAN ACCEPTED</b> Vaibhav Garg	3,587.00	4,095.00
<b>Total</b>	<b>3,587.00</b>	<b>4,095.00</b>
<b>LOAN REPAID BACK</b> Vaibhav Garg	3,512.00	4,825.00
<b>Total</b>	<b>3,512.00</b>	<b>4,825.00</b>
<b>NET IMPACT OF FAIR VALUE CHANGE</b> Interest free loan of Vaibhav Garg {Loss/(Profit)}	23.66	128.25
<b>Total</b>	<b>23.66</b>	<b>128.25</b>
<b>RENT RECEIVED</b> FIBMOLD PACKAGING PVT.LTD	1.20	0.59
<b>Total</b>	<b>1.20</b>	<b>0.59</b>
<b>REMUNERATION PAID</b> Ajay Garg	16.28	13.20
<b>Total</b>	<b>16.28</b>	<b>13.20</b>

b. Balances as at the year end

Nature of Transaction	March 31, 2024	March 31, 2023
<b>LOAN ACCEPTED</b> Vaibhav Garg	286.68	188.02
<b>REMUNERATION</b> Ajay Garg	1.10	0.96



**Vibrant Global Capital Limited**  
**Notes to Consolidated Financial Statements**  
**(All amounts in Rupees in lakhs , unless otherwise stated)**

**Note 33: Segment Information**

The Board of Directors and the Managing Director of the Company together constitute the Chief Operating Decision Makers ("CODM") which allocate resources to and assess the performance of the segments of the Company.

Business segments are primarily capital market, trading, manufacturing and Other businesses. Revenue and expenses directly attributable to segments are reported under each reportable segment. Expenses which are not directly attributable to each reportable segment have been allocated on the basis of associated revenue of the segment and manpower efforts. All other expenses which are not attributable or allocable to segments have been disclosed as others. Assets and liabilities that are directly attributable or allocable to segments are disclosed under each reportable segment, Tax assets and liabilities are disclosed as Unallocated and all other assets and liabilities are disclosed as others.

**(a) Information about reportable segment**

<b>1 Gross segment revenue from continuing operations</b>	<b>March 31, 2024</b>	<b>March 31, 2023</b>
(a) Capital Market	14,251.48	4,912.63
(b) Trading	1,221.69	6,525.31
(c) Manufacturing	8,569.74	7,831.58
(d) Unallocated	139.53	461.78
<b>Segment revenue from continuing operations</b>	<b>24,182.44</b>	<b>19,731.30</b>
(e) Less: Inter segment revenue	-	-
<b>Revenue as per the Statement of Profit &amp; Loss</b>	<b>24,182.44</b>	<b>19,731.30</b>

**2 Segment results**

(a) Capital Market	5,904.63	299.00
(b) Trading	-35.25	-636.38
(c) Manufacturing	-94.47	162.03
(d) Unallocated	-163.92	327.80
(e) Interest		-590.62
<b>Profit before tax</b>	<b>5,610.99</b>	<b>-438.18</b>

**3 .Capital employed**

(a) Capital Market	11,341.86	7,775.56
(b) Trading	1,465.41	1,326.28
(c) Manufacturing	2,161.58	1,687.62
(d) Unallocated	311.13	165.73
<b>Total</b>	<b>15,279.97</b>	<b>10,955.19</b>

**Vibrant Global Capital Limited**  
**Notes to consolidated Financial Statements for the year ended 31st March 2024**  
**(All amounts in Rupees in lakhs , unless otherwise stated)**

**Note 34: Fair values**

Fair value is the price that would be received to sell an asset or paid to transfer a liability in an orderly transaction in the principal (or most advantageous) market at the measurement date under current market conditions (i.e., an exit price), regardless of whether that price is directly observable or estimated using a valuation technique. In order to show how fair values have been derived, financial instruments are classified based on a hierarchy of valuation techniques.

**Valuation framework**

The Group's valuation framework includes:

- (i) Benchmarking prices against observable market prices or other independent sources.
- (ii) Development and validation of fair valuation models using model logic, inputs, outputs and adjustments.

These valuation models are subject to a process of due diligence and validation before they become operational and are continuously calibrated. These models are subject to approvals by various functions including risk, treasury and finance functions. Finance function is responsible for establishing procedures, governing valuation and ensuring fair values are in compliance with accounting standards.

**Valuation methodologies adopted**

1. The Group has not disclosed the fair values of financial instruments such as cash and cash equivalents, bank balances, other than cash and cash equivalents, trade receivables, other financial assets, trade payables and other financial liabilities because their carrying amounts are a reasonable approximation of fair value. Further, for financial assets, the Group has taken into consideration the allowances for expected credit losses and adjusted the carrying values where applicable.
2. The fair values of the quoted investments/ units of mutual fund schemes are based on market price/ net asset value at the reporting date.
3. The fair values for loans given are calculated based on discounted cash flows using current lending rates and individual credit worthiness of the counterparty. Based on this evaluation, allowances are taken to account for expected losses of these receivables. Accordingly, fair value of such instruments are not materially different from their carrying values. They are classified as level 2 fair values in the fair value hierarchy.
4. Fair values of the Group's interest-bearing borrowings are determined by using discounted cash flow method using the current borrowing rates. Fair value of such instruments are not materially different from their carrying values, accordingly non-current borrowings are classified as level 2 fair values in the fair value hierarchy. The own non-performance risk as at March 31, 2020 was assessed to be insignificant.

**Fair value hierarchy**

The Group determines fair values of its financial instruments according to the following hierarchy:

- Level 1: This hierarchy uses quoted (unadjusted) prices in active markets for identical assets or liabilities.
- Level 2: The fair value of financial instruments that are not traded in an active market is determined using valuation techniques which maximize the use of observable market data and rely as little as possible on Group specific estimates.
- Level 3: If one or more of the significant inputs is not based on observable market data, the instrument is included in Level 3.

The carrying value and fair value of financial instruments by categories including the quantitative disclosures of fair value measurement hierarchy as at March 31, 2024 is as follows:

Particulars	Carrying Value	Notes	Quoted prices in active markets (Level 1)	Significant observable inputs (Level 2)	Significant unobservable inputs (Level 3)
<b>Financial assets</b>					
<b>Amortised cost</b>					
Loan					
Non-current	391.61	6	-	-	391.61
Current	1,398.36	6	-	-	1,398.36
Other financial assets	782.74				
Non-current	60.01	8			60.01
Current	240.87	8			240.87
Trade Receivables	714.09	5			709.12
Cash and cash equivalents	559.10	5			109.06
Other Bank Balance	100.00	5			
Investments	1,933	7			

**Note 35: Financial Risk Management**

**Risk Management**

The group's principal financial liabilities comprise borrowings and trade and other payables. The main purpose of these financial liabilities is to finance and support the group's operations. The group's principal financial assets include investments, cash and cash equivalents and other receivables that are derived directly from its operations. As a Non Banking Financial group categorised as "Non- Systematically Important Non Deposit taking group", the group is exposed to various risks that are related to Investment business and operating environment. The principal objective in group 's risk management processes is to measure and monitor the various risks that group is subject to and to follow policies and procedures to address such risks.

The group is exposed to market risk , credit risk and liquidity risk. The group's senior management oversees the management of these risks. The Board of Directors reviews and agrees policies for managing each of these risks, which are summarised below.

**a) Market Risk**

Market Risk is the risk that the fair value or the future cash flows of a financial instrument will fluctuate because of changes in market factor. Such changes in the values of financial instruments may result from changes in the interest rate, stock prices, liquidity, and other market changes. The objective of market risk management is to avoid excessive exposure of group's earnings and equity to loss and reduce its exposure to the volatility inherent in financial instruments. The group is exposed to Price risk under market risk as follows:

**Price risk**

The group's securities investments carry a risk of change in prices arising from uncertainties about future values of the invested securities. To manage its price risk arising from investments in these securities, through diversification by periodically monitoring the sectors it has invested in, performance of the investee companies, measures mark- to- market gains/losses and reviews the same on a continuous basis.

**Sensitivity analysis as at 31 March 2024**

Particulars	At cost	Fair value	Sensitivity to fair value	
			1% increase	1% decrease
Investment in Quoted Equity Share	3,527.72	9013.50	90.14	-90.14
Investment in Unquoted Alternate Investment Fund	300.00	748.54	7.49	-7.49
Investment in Mutual Fund	748.39	755.81	7.56	-7.56

The impact of increases/ decreases of the BSE/ NSE index on the group's equity shares and gain/ loss for the period would be as depicted in above table. The analysis is based on the assumption that the index has increased by 1% or decreased by 1% with all other variables held constant, and that all the group's investments having price risk moved in line with the index.

**b)Credit risk**

Credit risk arises from the possibility that the counter party may not be able to settle their obligation as agreed. To manage this, the group periodically assesses financial reliability of customers and other counter parties, taking into account the financial condition, current economic trends, and analysis of historical bad debts and ageing of financial assets. Individual risk limits are periodically reviewed on the basis of such information.

Financial assets are written off when there is no reasonable expectation of recovery, such as a debtor failing to engage in a repayment plan with the group. Where loans or receivables have been written off, the group continues to engage in enforcement activity to attempt to recover the receivable due. Where recoveries are made, these are recognised as income in the statement of profit and loss.

**Cash and cash equivalents:** Balances with banks are subject to low credit risks due to good credit ratings assigned to the banks.

**Loans:** The group has given loans to certain unrelated parties. However there is no counter party risk.

Vibrant Global Capital Limited  
Notes to consolidated Financial Statements  
(All amounts in Rupees in lakhs , unless otherwise stated)

Note 36:-Revenue from contract with customers

36.1 Disaggregated Revenue information

	March 31, 2024	March 31, 2023
<b>Type of income</b>		
Interest Income	113.17	234.85
Rental Income	2.40	1.79
Dividend Income	109.15	59.71
Sale of products	17,744.46	18,949.56
Derivatives Income	-519.96	-596.33
<b>Total revenue from contracts with customers</b>	<b>17,449.22</b>	<b>18,649.58</b>
<b>Geographical markets</b>		
India	17,449.22	18,649.58
Outside India	-	-
	17,449.22	18,649.58

36.2 Contract balances

Particulars	March 31, 2024	March 31, 2023
Trade Receivables	714.09	1,840.97
Contract Assets	-	-
Contract Liabilities	-	-

**Trade and other receivables:**

The ageing analysis of the receivables (gross of provisions) has been considered from the date the invoice falls due:

Period	Less than 6 months	6 months - 1 year	1-2 years	2-3 years	more than 3 years	Total
As at March 31, 2024	644.86	37.38	9.04	1.26	981.00	1673.55
As at March 31, 2023	1459.91	51.46	349.55	1.90	1047.99	2910.82

The following table summarizes the changes in the Provisions made for the receivables:

	March 31, 2024	March 31, 2023
Opening balance	1069.85	875.87
Provided during the year	0.00	193.98
Amounts written off	-43.32	0.00
Reversals of provisions	-67.06	0.00
<b>Closing balance</b>	<b>959.46</b>	<b>1069.85</b>

No significant changes in estimation techniques or assumptions were made during the reporting period.

**c) Liquidity Risk**

Liquidity risk is the risk that the entity may encounter in the form of difficulty in meeting the obligations associated with its financial liabilities that are settled by delivering cash or another financial asset. The entity's approach towards managing liquidity is to ensure, as far as possible, that it will have sufficient liquidity to meet its liabilities when they are due, under both normal and stressed conditions, without incurring unacceptable losses or risking damage to the entity's reputation.

Prudent liquidity risk management requires sufficient cash and marketable securities and availability of funds through adequate committed credit facilities to meet obligations when due and to close out market positions.

The group takes a view of maintaining liquidity with minimal risks while making investments. The group invests its surplus funds in short term liquid assets in the form of bank deposits and liquid mutual funds. The group monitors its cash and bank balances periodically with a view to meet its short term obligations associated with its financial liabilities.

**Maturity profile of financial liabilities**

The table below provides details regarding the remaining contractual maturities of financial liabilities at the reporting date

	On demand	Less than 3 months	3 to 12 months	1 to 5 years	> 5 years	Total
<b>March 31, 2024</b>						
<b>Borrowings</b>						
From Banks	69.54	1.71	532.56	311.77	0.00	915.58
From Financial Institution	8.73		87.40	586.76	538.83	1221.72
From Related Party			286.68			286.68
From Others				626.98		626.98
Trade payables		853.79	38.89			892.68
Other financial liabilities		44.66	30.08			74.73
<b>March 31, 2023</b>						
<b>Borrowings</b>						
From Banks	27.73	1.56	1277.75	682.89	804.92	2794.85
From Financial Institution	776.36	0.00	0.00	0.00	0.00	776.36
From Directors				188.02		188.02
From Others				556.90		556.90
Trade payables		1441.40	398.06		0.00	1839.46
Other financial liabilities		23.02	5.04		0.00	28.06

**Vibrant Global Capital Limited**  
**Notes to consolidated Financial Statements**  
**(All amounts in Rupees in lakhs , unless otherwise stated)**

**Note 37 :**

Additional information as required by Paragraph 2 of the General Instructions for Preparation of Consolidated Financial Statements to Schedule III to the Companies Act, 2013 as on 31st March 2024 :

Name of the Entity	Net assets, i.e., total assets minus Total Liabilities		Share of profit or loss including Other Comprehensive Income	
	As % of consolidated net assets	Amount	As % of consolidated net assets	Amount
<b>Parent:</b> Vibrant Global Capital limited	76.24	11,650.17	87.89	4,197.98
<b>Subsidiaries :</b> Vibrant Global Trading Pvt. Ltd.	9.59	1,465.41	1.48	70.71
Vibrant Global Salt Pvt. Ltd	14.16	2,164.39	10.63	507.54
	<b>100.00</b>	<b>15,279.97</b>	<b>100.00</b>	<b>4,776.23</b>

Additional information as required by Paragraph 2 of the General Instructions for Preparation of Consolidated Financial Statements to Schedule III to the Companies Act, 2013 as on 31st March 2023 :

Name of the Entity	Net assets, i.e., total assets		Share of profit or	
	As % of consolidated net assets	Amount	As % of consolidated net assets	Amount
<b>Parent:</b> Vibrant Global Capital limited	72.49	7,941.28	26.00	-201.23
<b>Subsidiaries :</b> Vibrant Global Trading Pvt. Ltd.	12.11	1,326.28	86.32	-668.11
Vibrant Global Salt Pvt. Ltd	15.40	1,687.62	-12.31	95.31
	<b>100.00</b>	<b>10,955.18</b>	<b>100.00</b>	<b>-774.02</b>

**Vibrant Global Capital Limited**  
**Notes to consolidated Financial Statements**  
**(All amounts in Rupees in lakhs , unless otherwise stated)**

**Note 38 - Advance for acquisition of property**

Long term loans and advances includes Rs. 58 Lakhs being part payment made for purchase of property. As reported in earlier years, the company has filed a suit in the High Court of Judicature at Mumbai for specific performance of this agreement for purchase.

**Note 39 - Corporate Social Responsibilities**

The Company is required to spend Rs. 12.03 lakhs in F.Y. 2023-24 towards Corporate Social Responsibility in accordance with the provision of Section 135 of Companies Act, 2013

The company covered under section 135 of the companies act, the following are disclosed with regard to CSR activities: –

(a) amount required to be spent by the company during the year,	12.03
(b) amount of expenditure incurred,	12.04
(c) shortfall at the end of the year,	NIL
(d) total of previous years shortfall,	NIL
(e) reason for shortfall,	NA
(f) nature of CSR activities,	Various, As prescribed
(g) details of related party transactions, e.g., contribution to a trust controlled by the company in relation to CSR expenditure as per relevant Accounting Standard,	
(h) where a provision is made with respect to a liability incurred by entering into a contractual obligation, the movements in the provision during the year should be shown separately	NA


(j) Contribution of Rs. 11.32/- lakhs made to Uma Garg Foundation which is related party to Vibrant Global Capital Ltd.

As per our report of even date attached

**Agrawal & Kedia**

Chartered Accountants


Firm's Registration Number: 100114W



Ravi Agrawal

Partner

Membership No. 34492





Vinod Garg

Managing Director

(DIN : 00152665)

For and on behalf of the Board of Directors of

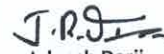
**Vibrant Global Capital Limited**



Vaibhav Garg

CFO

(DIN : 02643884)



Jalpesh Darji

Company Secretary

Place: Mumbai

Date: 18/05/2024